

STAC Staff Options Survey Results

April 19, 2017

Prepared by the Start Times Advisory Committee survey working group

- Teresa Buono
- Diane Carreiro
- Kathryn Castonguay
- Tasha Cooper
- Kristen DeMarco
- Dot Flaherty
- William Hodges
- Kevin Lyons
- Carolyn Miller
- Scott Morrison
- Sarah O'Leary
- David Rivers, lead

Table of Contents

- Summary 2
- Survey Respondents 4
- Q1: What do you think of Option A: No Change?..... 5
- Q3: What do you think of Option B: Tighten schedules and add 3 buses?..... 6
- Q5: What do you think of Option C: Neighborhood stops and tighten schedules?..... 7
- Q7: What do you think of Option D: Elementary first, Masconomet second? 8
- Q9: What do you think about Option E: Start all schools near 8:30a with K-12 busing? 9
- Q11: What do you think about Option F: Start all schools near 8:30a with double busing? 10
- Q1-Q12: Support for Each Option..... 11
- Q13 and Q14: Rank options..... 12
- Q15 and Q16: Which options are acceptable and unacceptable? 15
- Q17: What has informed your choices 16
- Q35-Q38: Questions for Staff 17
- Q41-Q44: Education Responses 21

Summary

This survey asked parents, staff, and community members to evaluate six possible options for a start time change for the Masconomet Regional School District. Some of the options would result in timing changes for the Tri Town Union elementary schools in Boxford, Middleton, and Topsfield. These options were presented with potential implementation impacts. This report summarizes the results from the STAFF respondents to the survey.

Option A (No change): On the whole, staff preferred no change, although about one third of staff supported the changes as presented.

Option B and **Option C** both proposed a modest (approx. 15 minute) change in the Masconomet schedule and a modest change (10 minute) in the elementary schedules:

Option B (Tighten schedules and add 3 buses) garnered modest support.

Option C (Neighborhood stops and tighten schedules): garnered less support.

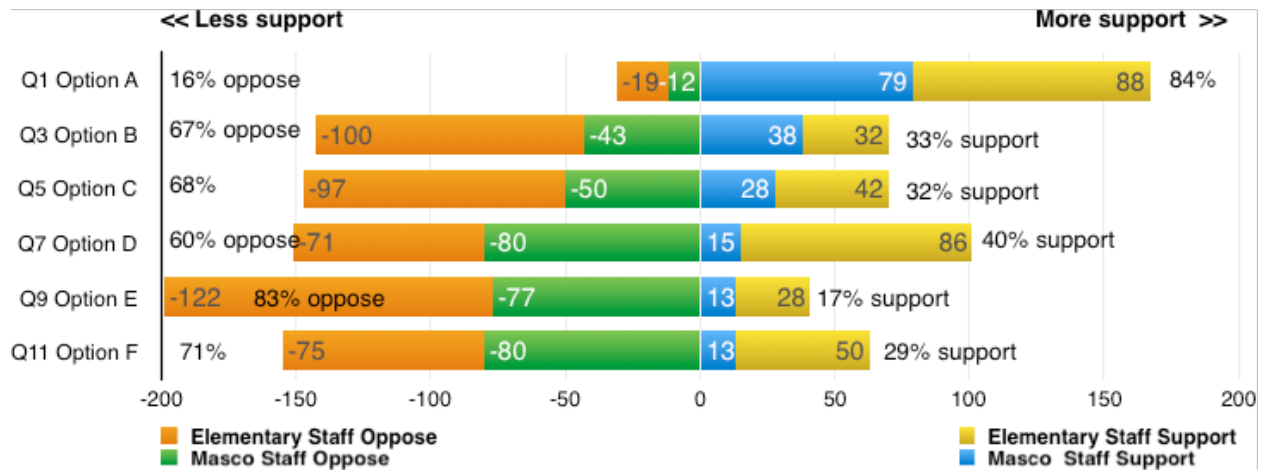
Option D, **Option E** and **Option F** all would move Masconomet to a later start and finish. On average, the staff share the same concerns over what will happen to Masconomet athletics, extra- and co-curricular activities, Extra Help, child care, commutes, schedules, etc. However, even with these concerns, some options were more favorably regarded than others:

Option D (Elementary first, Masconomet second) received much stronger support than expected from the elementary staff. About an equal number of elementary staff both like and dislike this option. Very few Masconomet staff supported this option, with most concerns around the schedule effects at Masconomet.

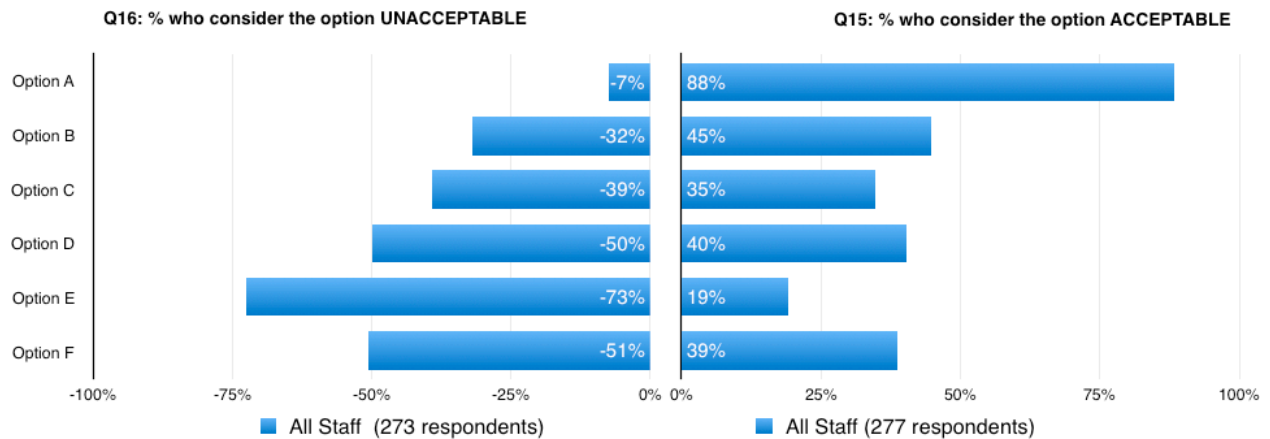
Option E (K-12 busing) was strongly disliked, particularly by the elementary staff.

Option F (double busing) received modest support, with most concerns around the schedule effects at Masconomet.

One way to see these forces is through the analysis of the support/oppose question for each option (Q2, Q4, Q6, Q8, Q10, and Q12):



Another way to see these forces is through the analysis of the acceptable/unacceptable questions (Q15/Q16):



In summary, this is how the options were received by respondents:

- Option A: No change – *preferred by a wide margin*
- Option B: Tighten schedules and add 3 buses – *modest support*
- Option C: Neighborhood stops and tighten schedules - *less support*
- Option D: Elementary first, Masconomet second – *modest support*
- Option E: Start all schools near 8:30a with K-12 busing – *strongly disliked*
- Option F: Start all schools near 8:30a with double busing – *modest support*

Survey Respondents

Survey was administered to the parent and staff community from March 10, 2017 to March 20, 2017 with multiple reminders sent via email.

Total Respondents

Survey had 1,263 respondents. 861 of those were complete responses (answering all available questions). Since some questions were skipped, the percentages for each question show the % of those who answered the question, not the % of total respondents.

Q18 Choose the best description of yourself

- 671 were parents (68.26%) Response rate approximately 10-15%
- 282 were staff (28.69%) Response rate approximately 50%
- 26 were community members (2.64%)
- 284 declined to specify and are not included in the percentage tally for this question

Staff Respondents

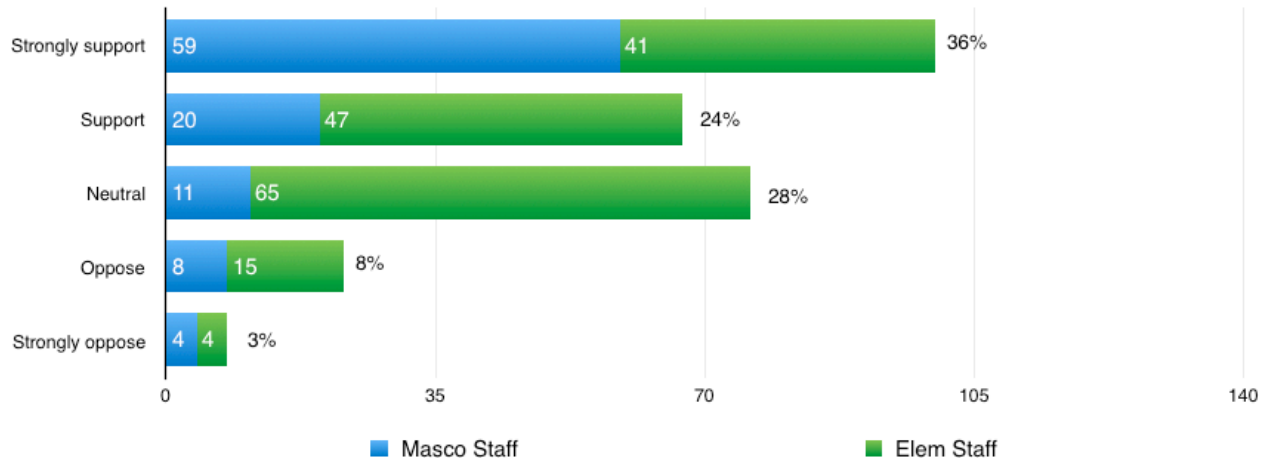
Q34: Where do you work, primarily?

This question was only asked of Staff, as indicated in Q18.

282 Respondents were staff. 6 declined to provide more detail about where they worked. Of the remaining 276, the staff breakdown is as follows:

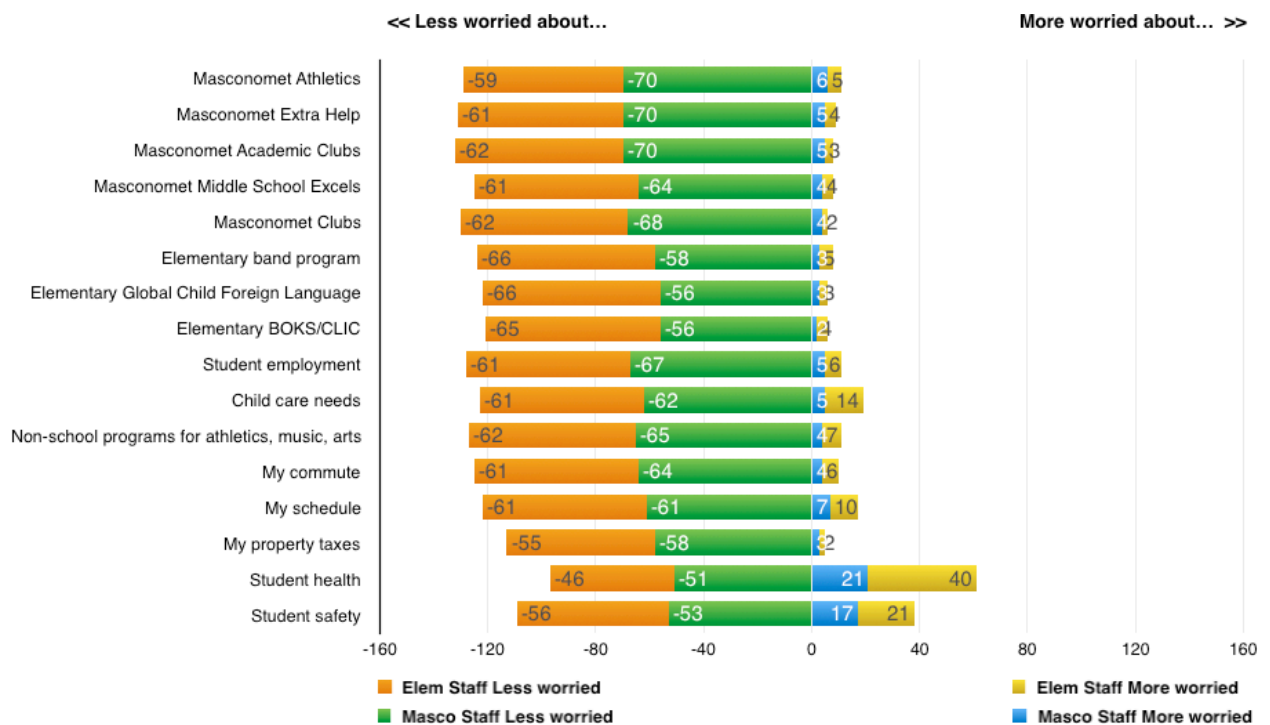
- 102 (36.95%) work at Masconomet
 - 27 (9.78%) at the Middle School
 - 67 (24.28%) at the High School
 - 8 (2.90%) at both the Middle and High School
- 174 (63.04%) work at the Elementary schools
 - 58 (21.01%) work at Boxford Elementary
 - 65 (23.55%) at Middleton Elementary
 - 51 (18.48%) at Topsfield Elementary

Q1: What do you think of Option A: No Change?

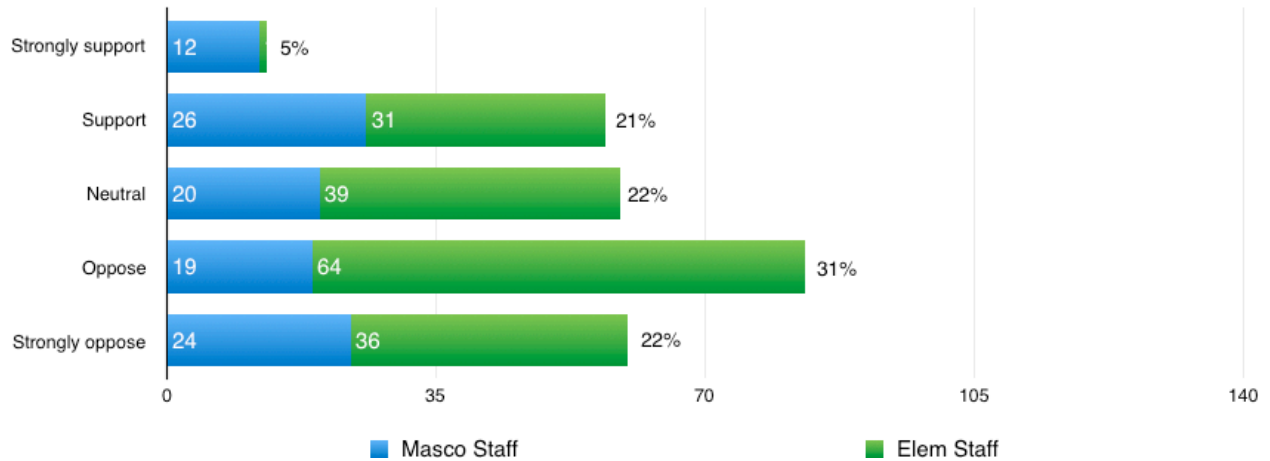


Q2: I am worried about the effect that Option A will have on...

Responses for *Agree* and *Strongly Agree* are combined and shown as positive numbers. Responses for *Disagree* and *Strongly Disagree* are combined and shown as negative numbers. *Neutral* responses are excluded.

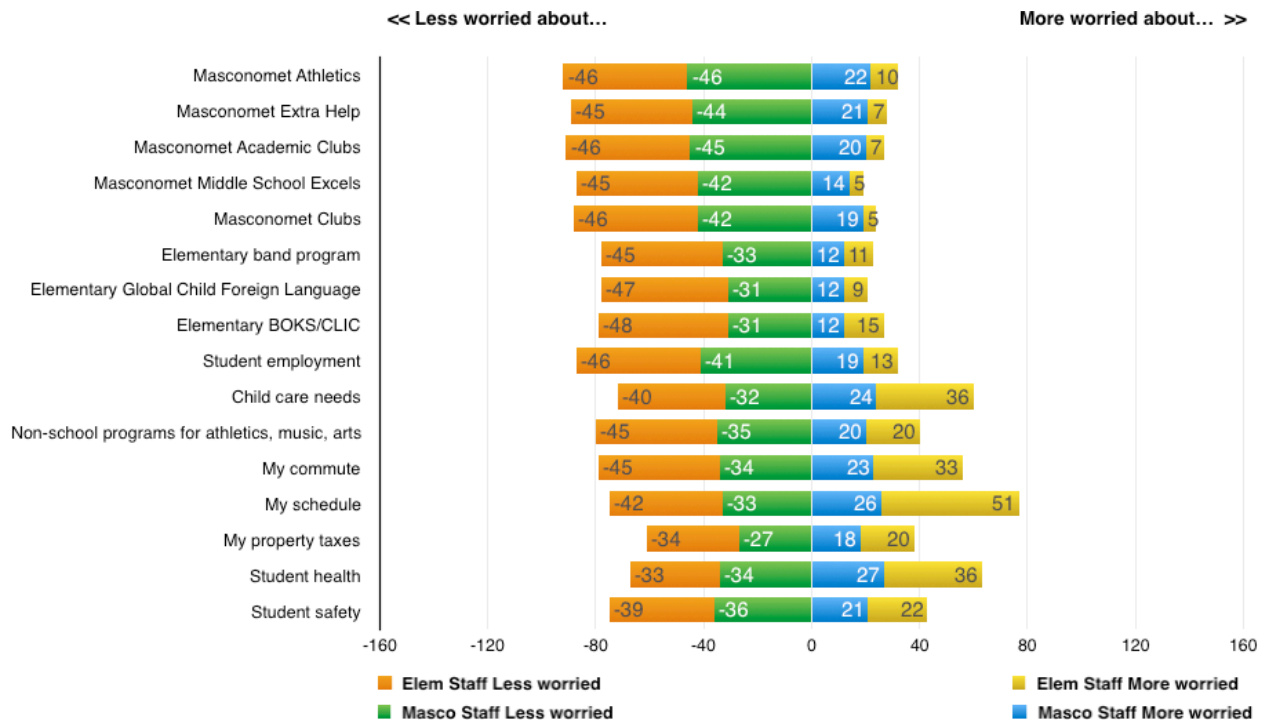


Q3: What do you think of Option B: Tighten schedules and add 3 buses?

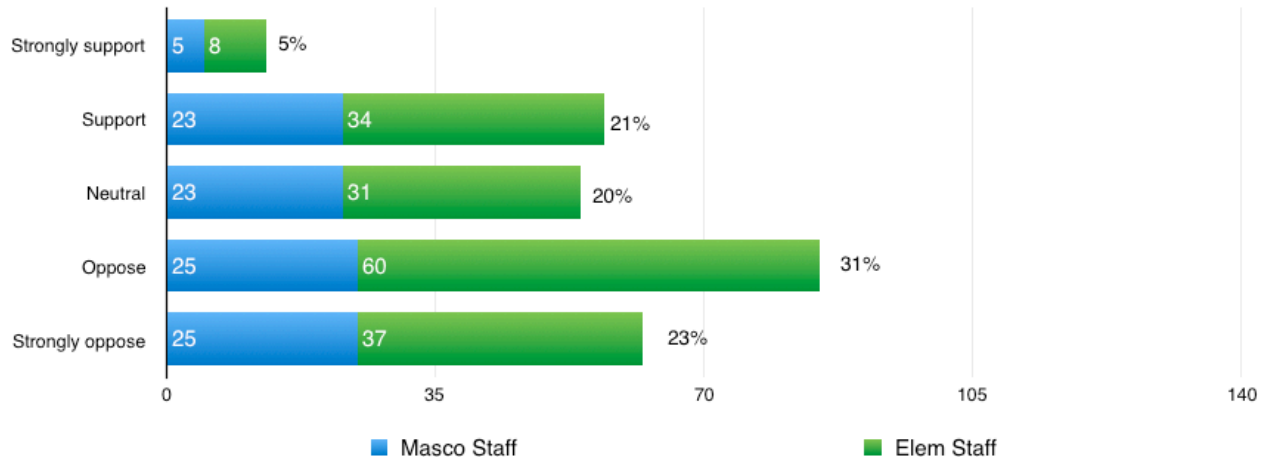


Q4: I am worried about the effect that Option B will have on...

Responses for *Agree* and *Strongly Agree* are combined and shown as positive numbers. Responses for *Disagree* and *Strongly Disagree* are combined and shown as negative numbers. *Neutral* responses are excluded.

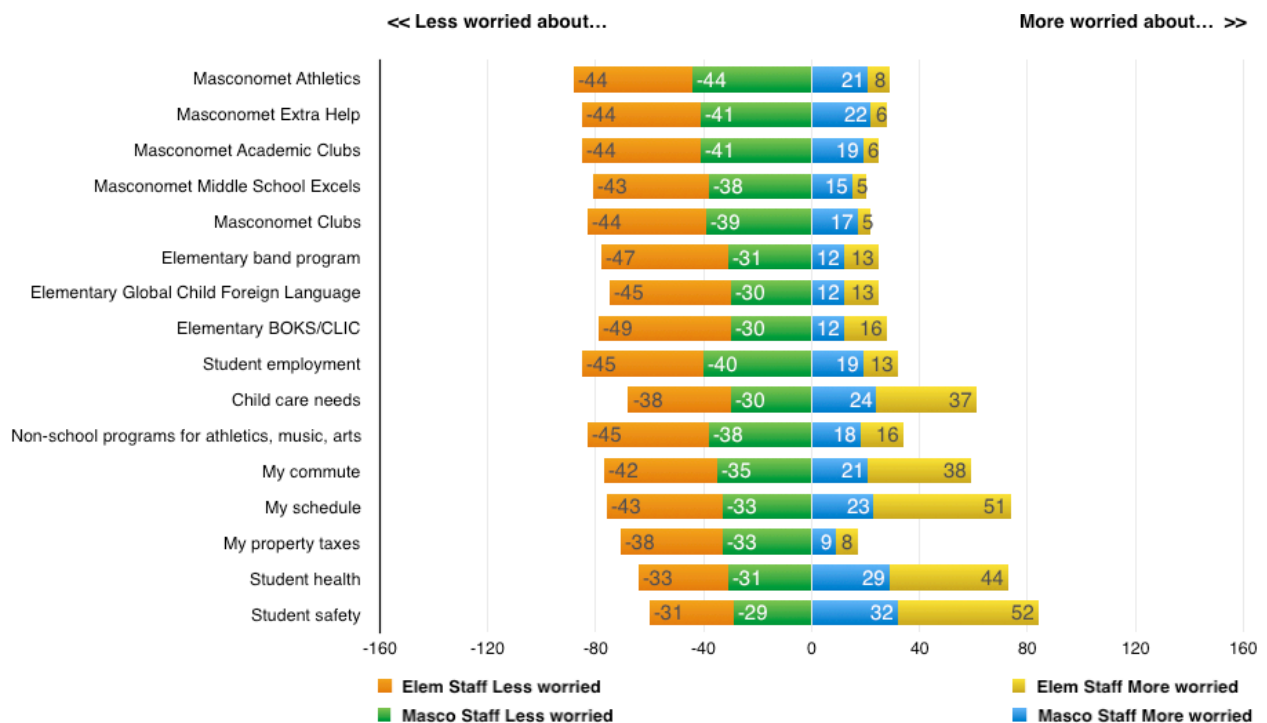


Q5: What do you think of Option C: Neighborhood stops and tighten schedules?

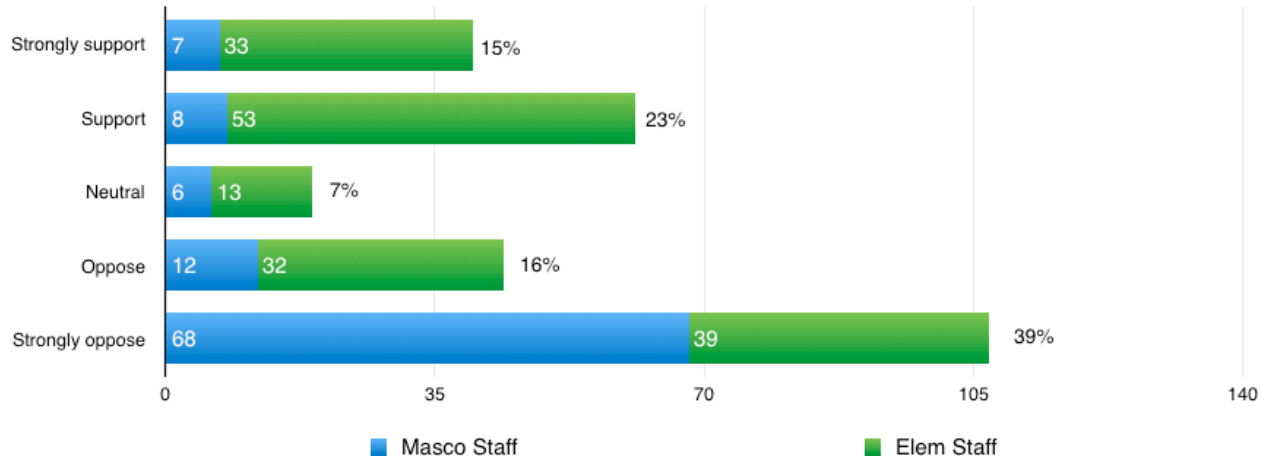


Q6: I am worried about the effect that Option C will have on...

Responses for *Agree* and *Strongly Agree* are combined and shown as positive numbers. Responses for *Disagree* and *Strongly Disagree* are combined and shown as negative numbers. *Neutral* responses are excluded.

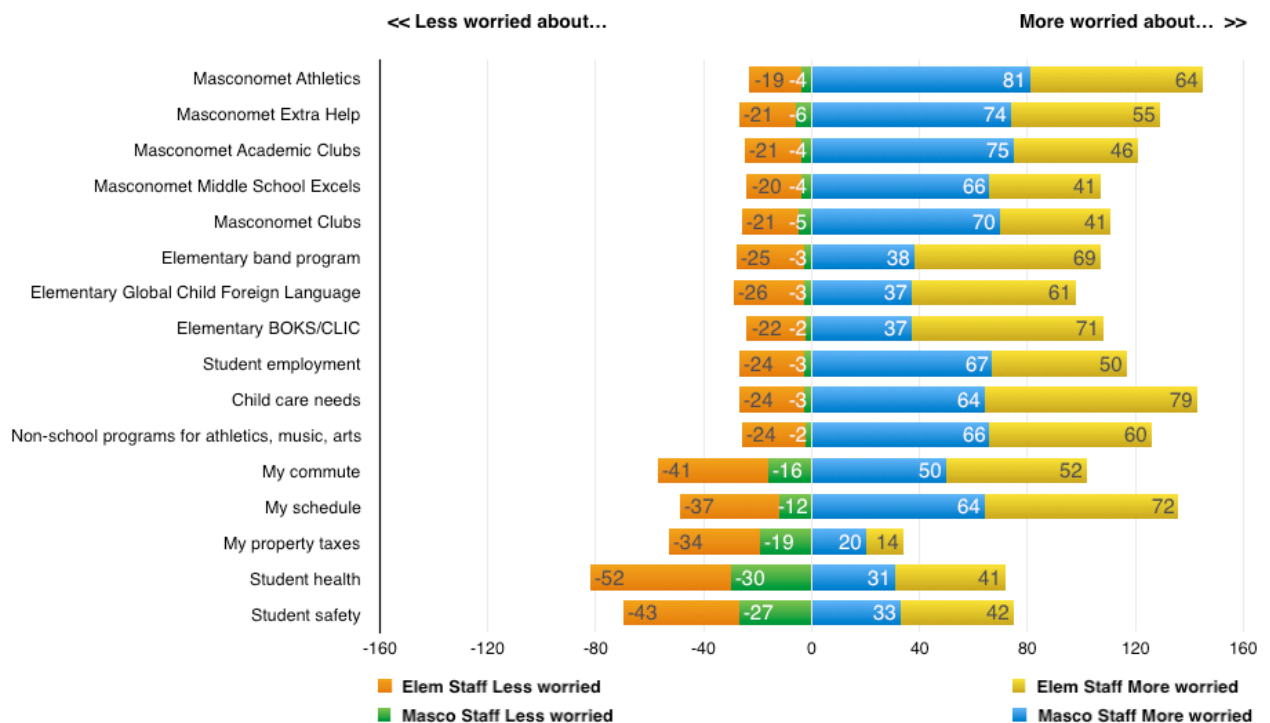


Q7: What do you think of Option D: Elementary first, Masconomet second?

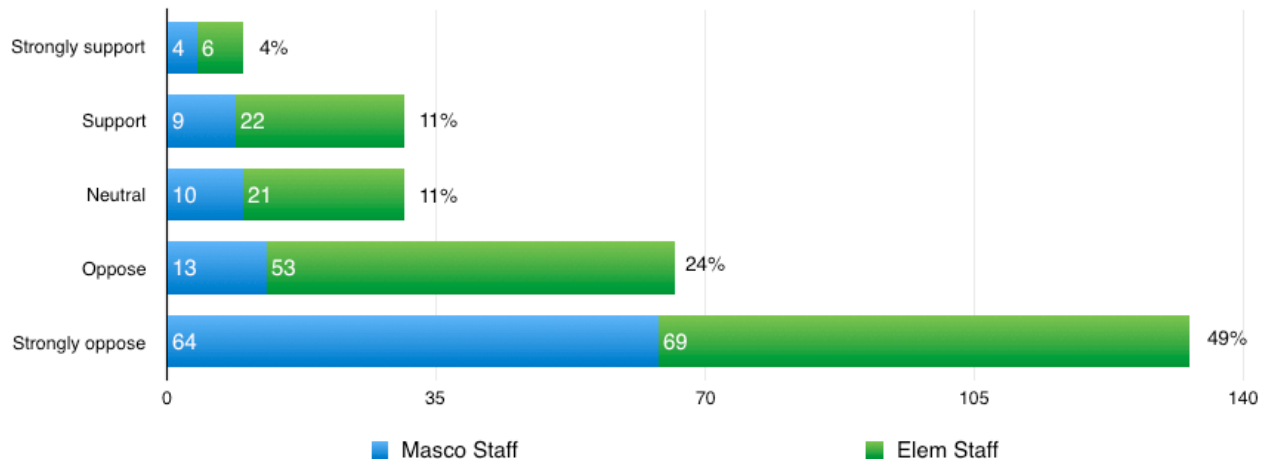


Q8: I am worried about the effect that Option D will have on...

Responses for *Agree* and *Strongly Agree* are combined and shown as positive numbers. Responses for *Disagree* and *Strongly Disagree* are combined and shown as negative numbers. *Neutral* responses are excluded.

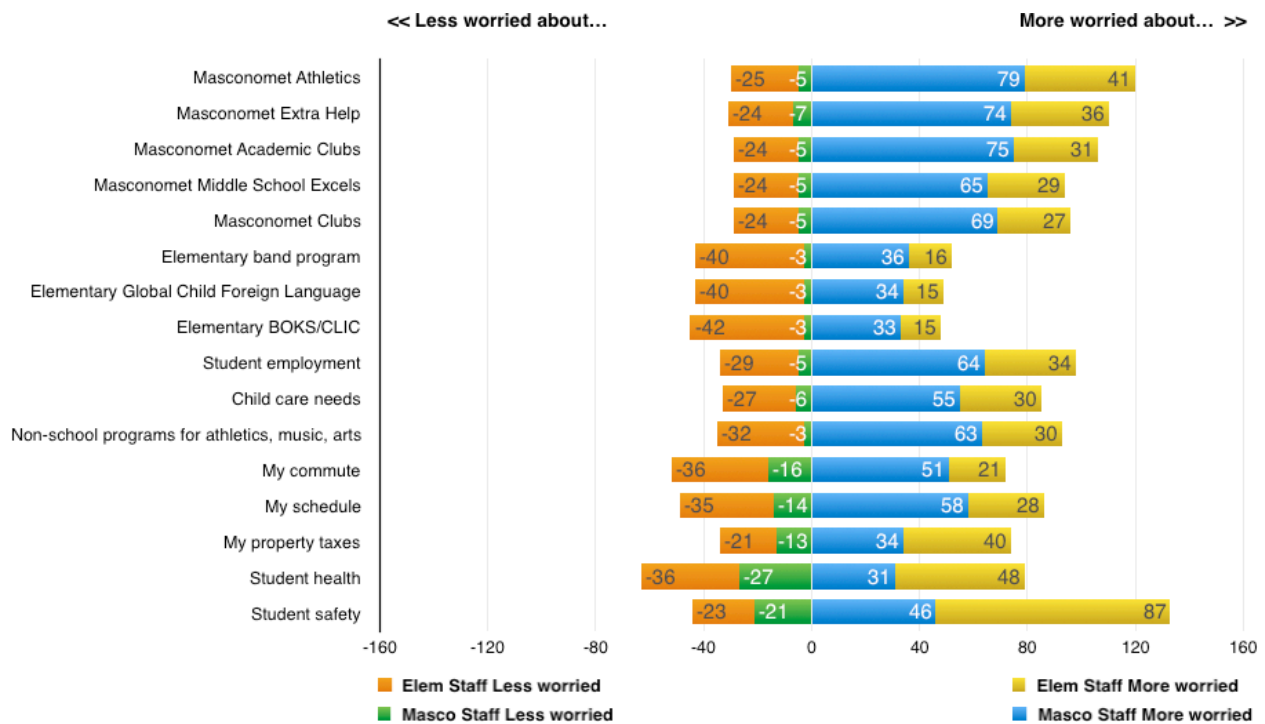


Q9: What do you think about Option E: Start all schools near 8:30a with K-12 busing?

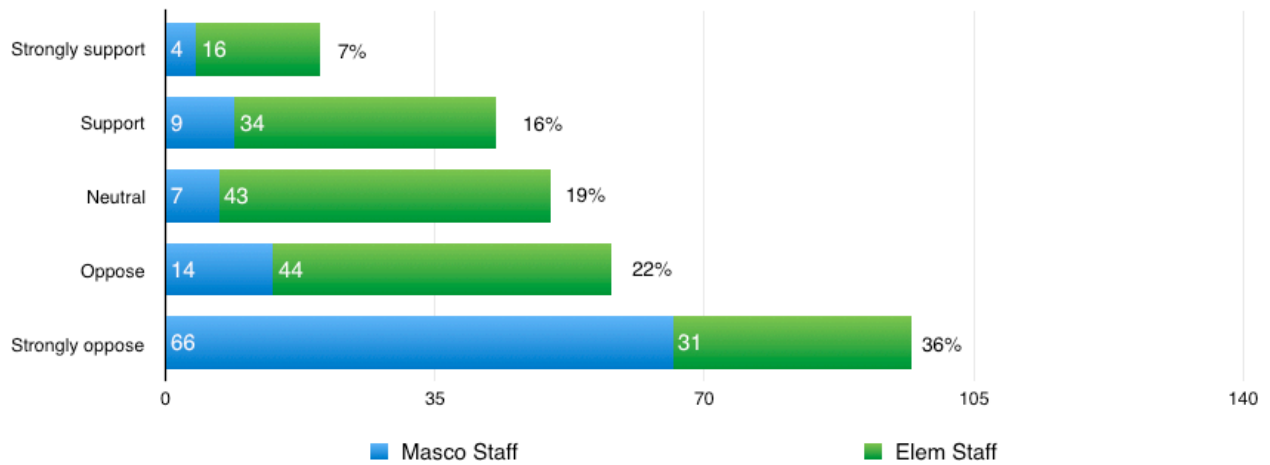


Q10: I am worried about the effect that Option E will have on...

Responses for *Agree* and *Strongly Agree* are combined and shown as positive numbers. Responses for *Disagree* and *Strongly Disagree* are combined and shown as negative numbers. *Neutral* responses are excluded.

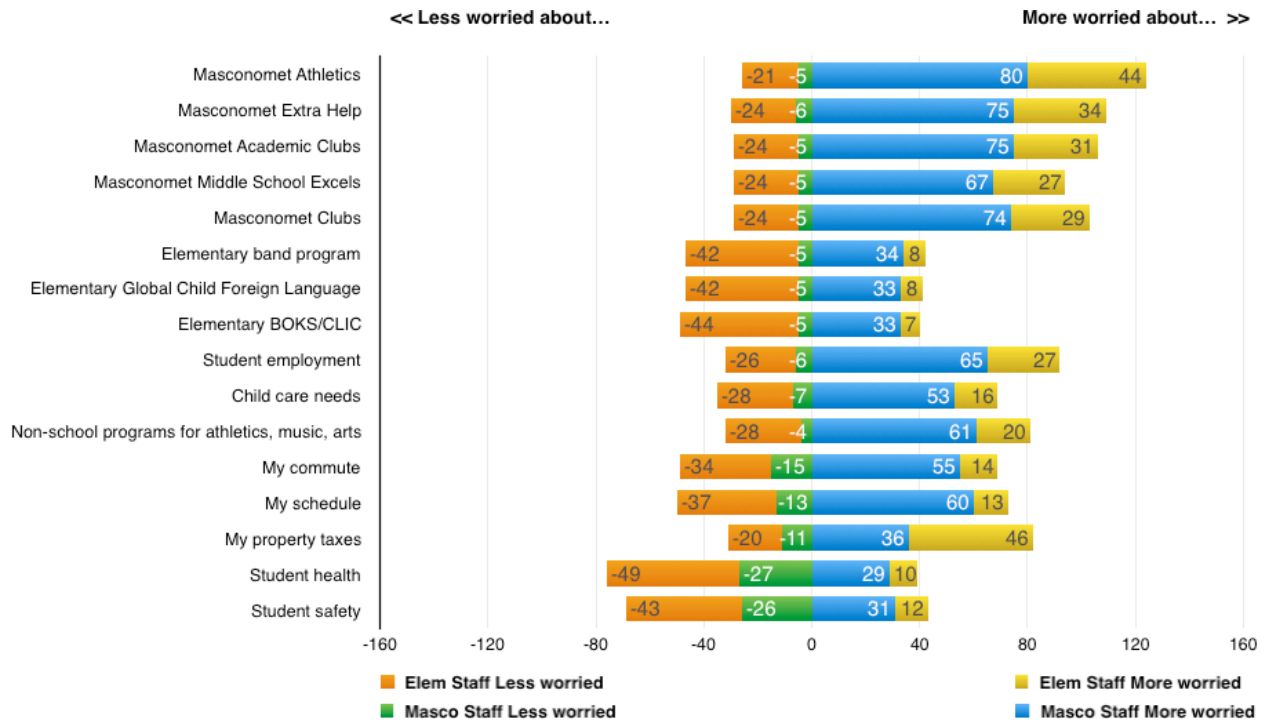


Q11: What do you think about Option F: Start all schools near 8:30a with double busing?



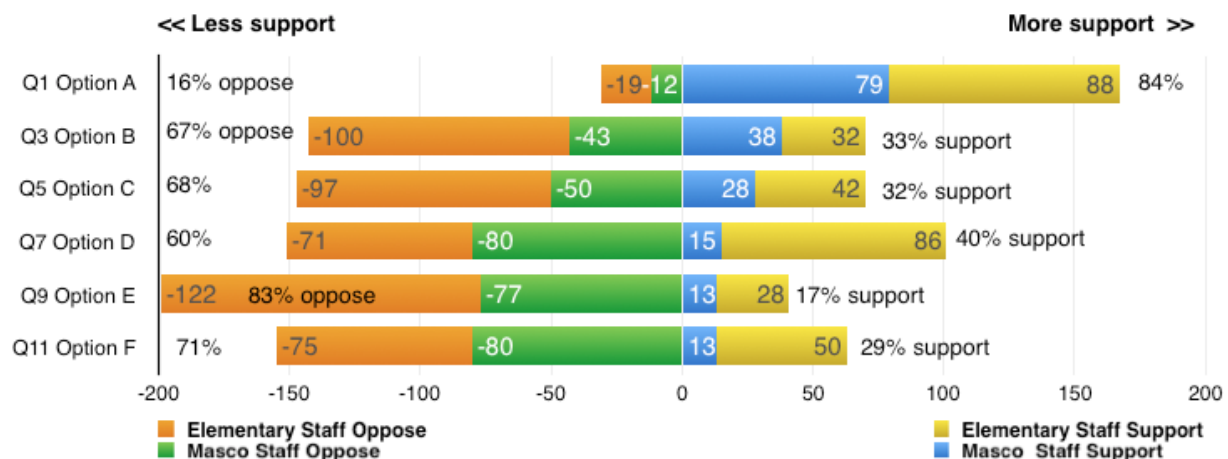
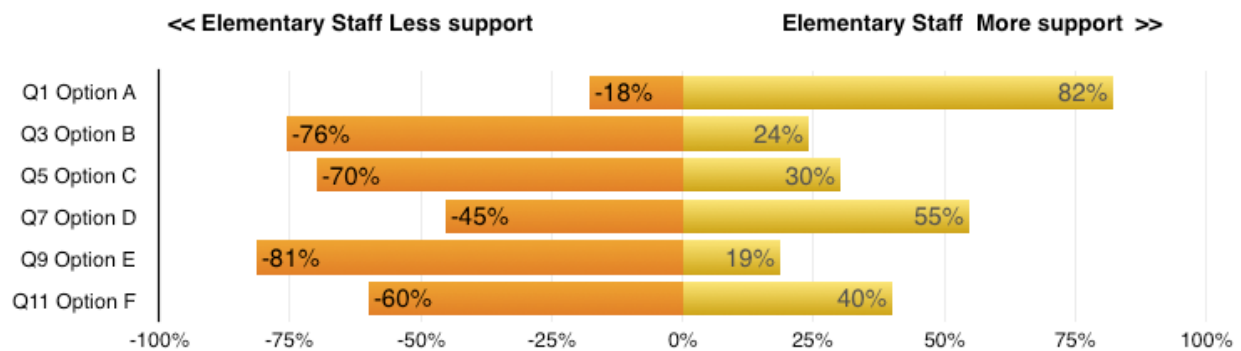
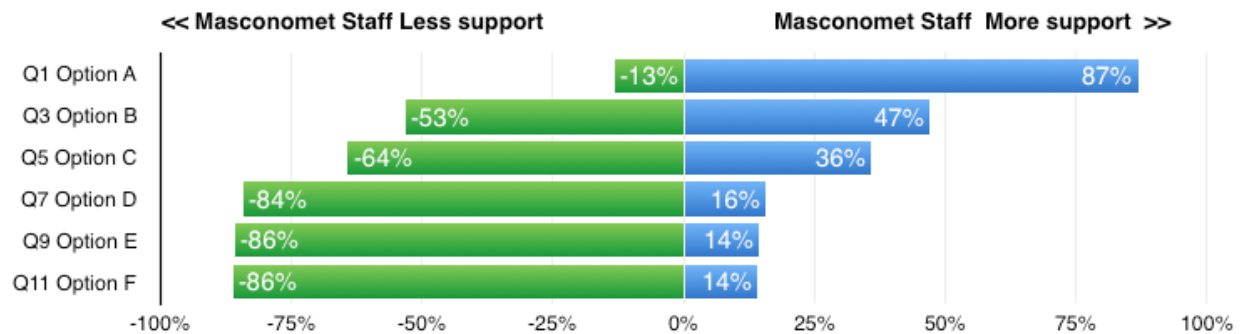
Q12: I am worried about the effect that Option F will have on...

Responses for *Agree* and *Strongly Agree* are combined and shown as positive numbers. Responses for *Disagree* and *Strongly Disagree* are combined and shown as negative numbers. *Neutral* responses are excluded.



Q1-Q12: Support for Each Option

This chart shows only respondents who identified as Staff, with a breakdown between Masconomet Staff and Elementary Staff. Responses for *Support* and *Strongly Support* are combined and shown as positive numbers. Responses for *Oppose* and *Strongly Oppose* are combined and shown as negative numbers. *Neutral* responses are excluded. The first chart shows Masconomet staff, the second chart Elementary staff, and the third chart shows them combined.



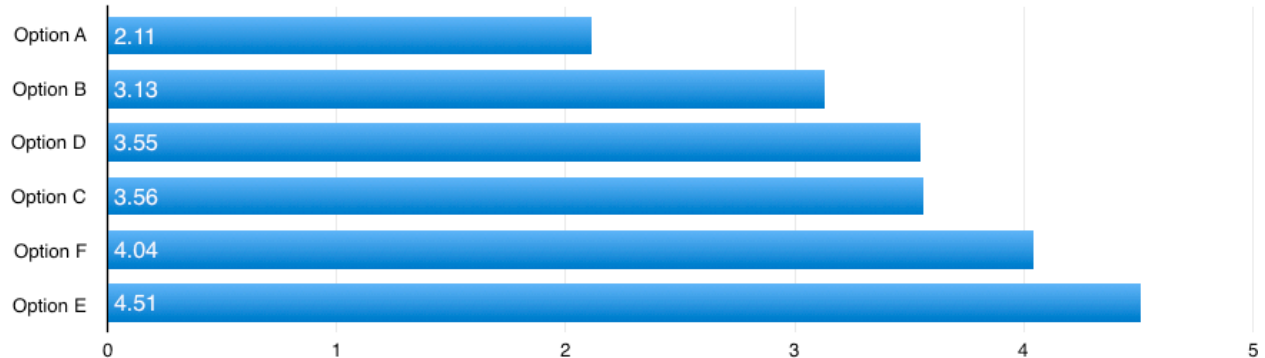
Q13 and Q14: Rank options

We asked respondents to rank the options in order, 1-6, with #1 being the highest ranking and #6 being the lowest. In reading these results, an option that was ranked #1 by everyone would receive an average ranking of “1” and the option that was rated #6 by everyone would receive an average ranking of “6”. Responses are shown in order, from highest to lowest rank.

Respondents identified as Staff, including both Elementary and Masconomet Staff.

Q13: How would you rank the options? (All Staff)

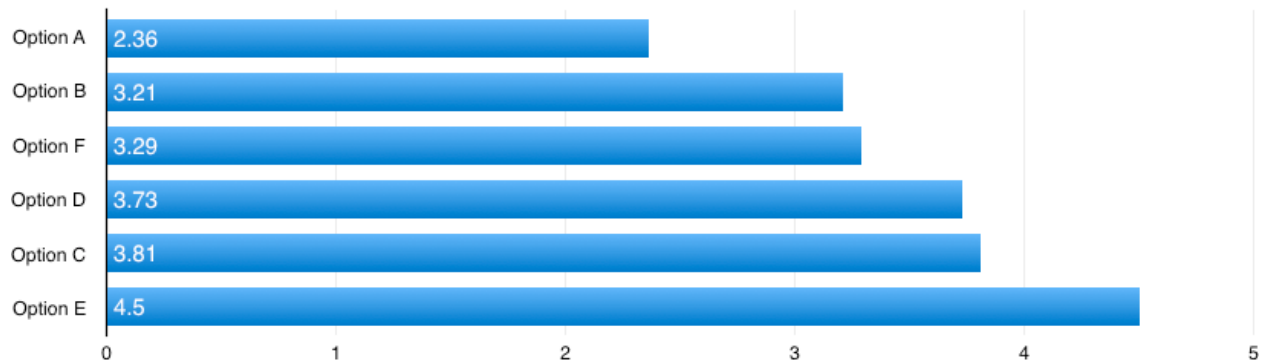
Unlike parents, Staff respondents were more unified in preferring Option A over all others. Of 273 responding staff members, 144 made it their #1 choice, and only 21 listed it as their #6 choice.



How would you rank the choices? (ALL STAFF)	#1	#2	#3	#4	#5	#6	Average	# Responses
Option A: No change	144	50	31	22	5	21	2.11	273
Option B: Tighten schedules and add 3 buses	16	91	59	46	32	16	3.13	260
Option D: Elementary first, Masconomet second	67	24	20	65	24	63	3.55	263
Option C: Neighborhood stops and tighten schedules	11	37	94	51	51	18	3.56	262
Option F: Start all schools near 8:30a with double busing	28	33	34	45	54	70	4.04	264
Option E: Start all schools near 8:30a with K-12 busing	10	28	24	31	94	75	4.51	262

Q14: If cost was not a factor, how would you rank the options? (All Staff)

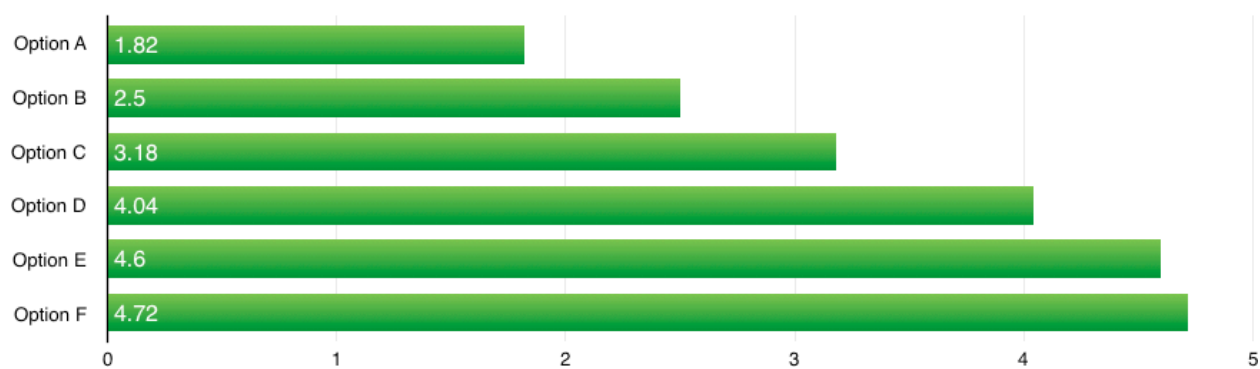
Some staff are also residents of the Tri-Town, and would bear the cost of the options. Staff may also be considering the cost to families in the districts. The order or options does change when cost is removed as a factor, but not as dramatically as it does for parents. Option A is still widely preferred.



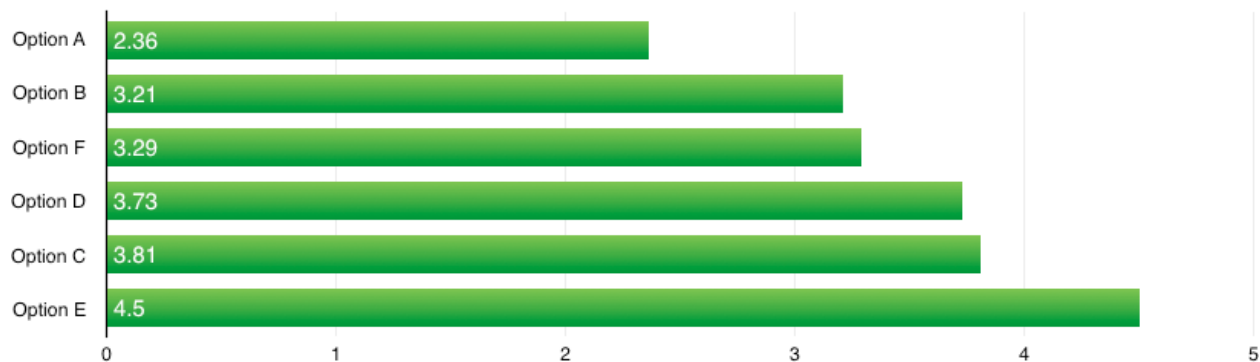
IF COST WAS NOT A FACTOR, how would you rank the options? (ALL STAFF)	#1	#2	#3	#4	#5	#6	Average	# Responses
Option A: No change	124	44	30	25	14	24	2.36	261
Option B: Tighten schedules and add 3 buses	9	84	62	49	30	15	3.21	249
Option F: Start all schools near 8:30a with double busing	60	54	24	30	36	48	3.29	252
Option D: Elementary first, Masconomet second	53	26	18	60	30	65	3.73	252
Option C: Neighborhood stops and tighten schedules	8	21	82	63	58	21	3.81	253
Option E: Start all schools near 8:30a with K-12 busing	9	26	35	22	81	80	4.50	253

Q13: How would you rank the options? (Masconomet Staff)

Masconomet staff are very different from parents: Option A is a clear choice, with Option B a distant second. Option F is the least liked.

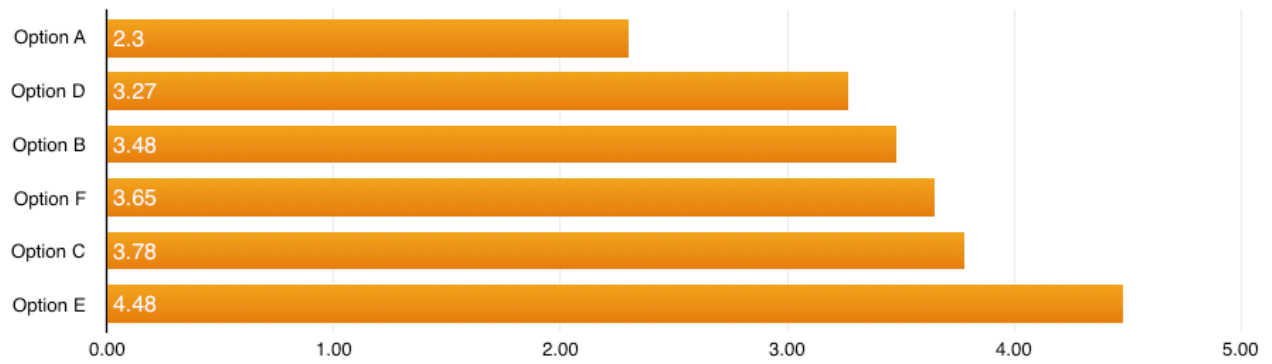


Q14: If cost was not a factor, how would you rank the options? (Masconomet Staff)

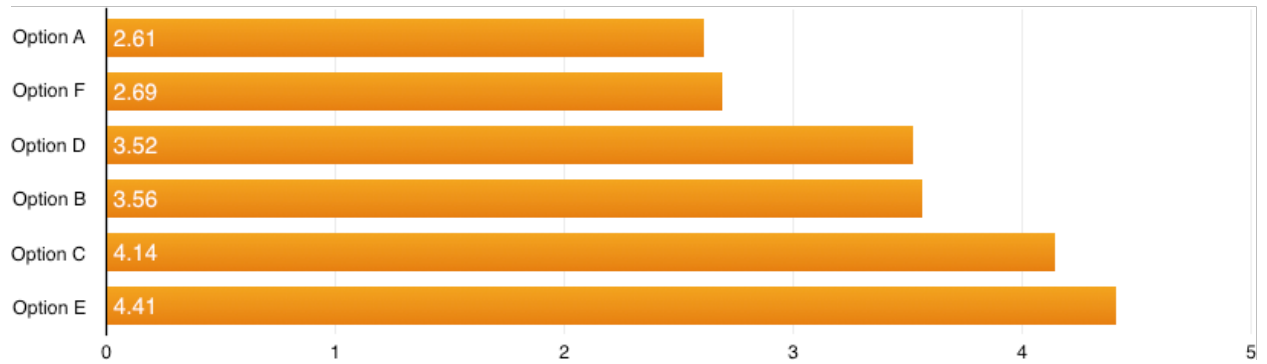


Q13: How would you rank the options? (Elementary Staff)

Elementary staff are very different from parents: Option A is a clear choice, with Option B and D a distant second. Unlike Masconomet staff, Option E is the least liked for elementary Staff.



Q14: If cost was not a factor, how would you rank the options? (Elementary Staff)



Q15 and Q16: Which options are acceptable and unacceptable?

We asked respondents to select the options they considered acceptable and to select the options they considered unacceptable. The results show the % of respondents who considered an option acceptable (positive percentages) or unacceptable (negative percentages). For example, a 100% would mean that everyone agrees that the option is acceptable and a -100% would mean that everyone agrees the option is unacceptable.

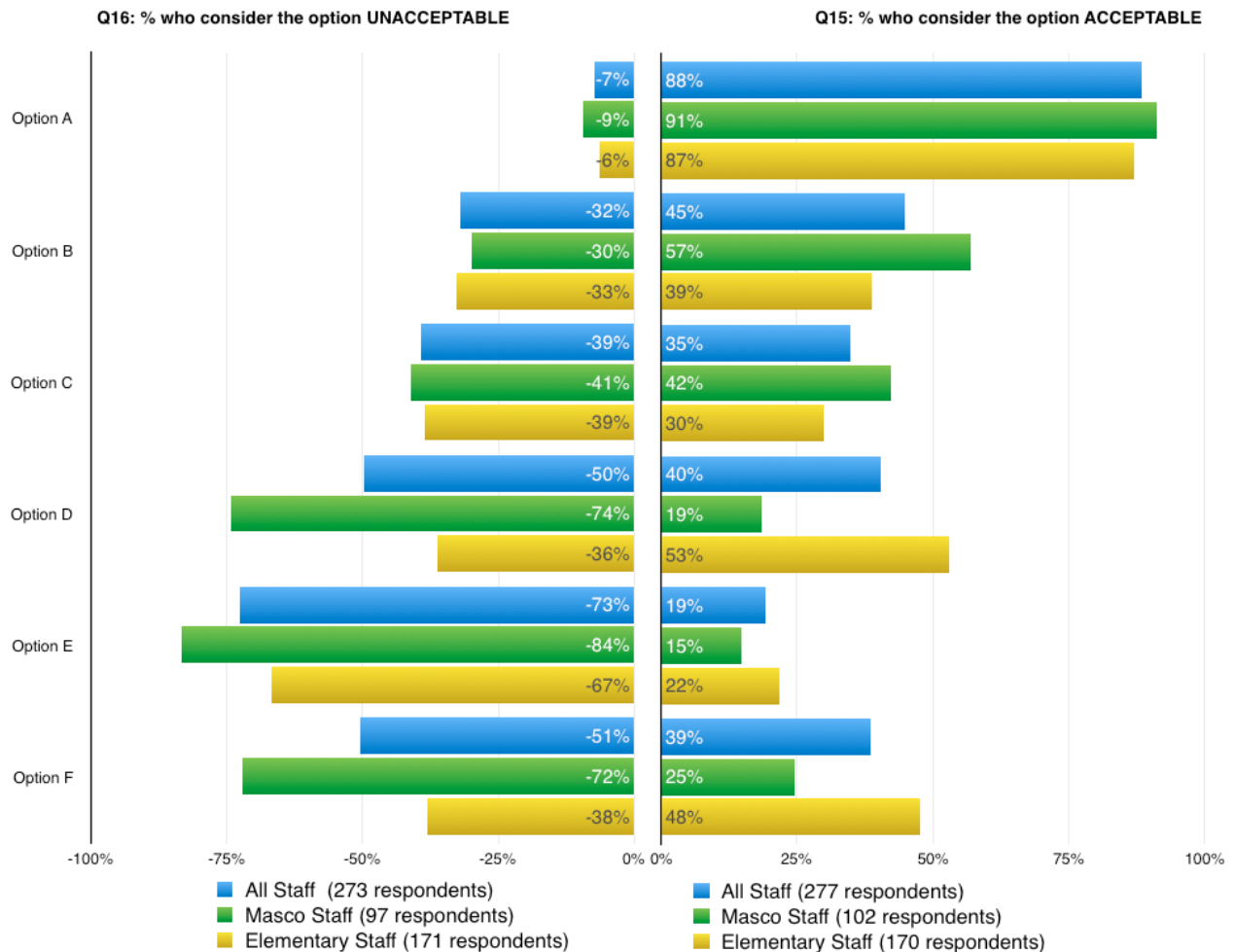
Respondents who identified as Staff, including both Elementary and Masconomet Staff. Responses are broken down into All Staff, Masconomet Staff, and Elementary Staff. The number of respondents is shown in parenthesis.

The Options most acceptable to All staff are: A (88%), B (45%), D (40%), and F (39%).

The Options most acceptable to Masconomet staff are: A (91%), B (57%), and C (42%).

The Options most acceptable to Elementary staff are: A (87%), D (53%), F (48%), and B (39%).

Note that Staff find Option A (do nothing) much more acceptable than Parents do.

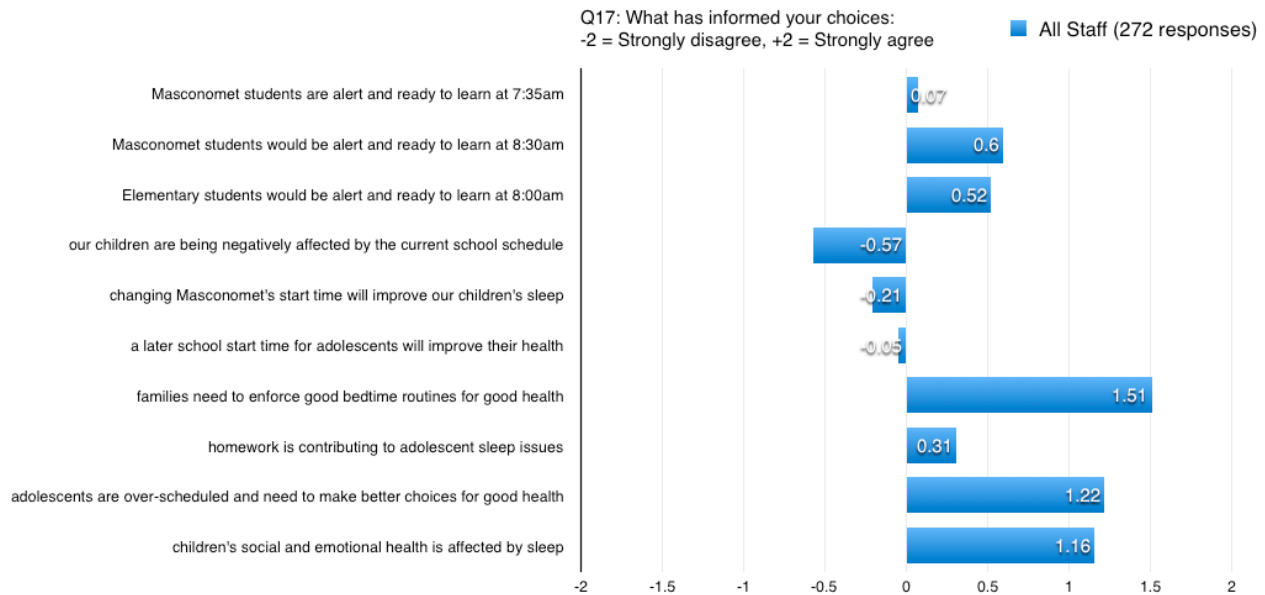


Q17: What has informed your choices

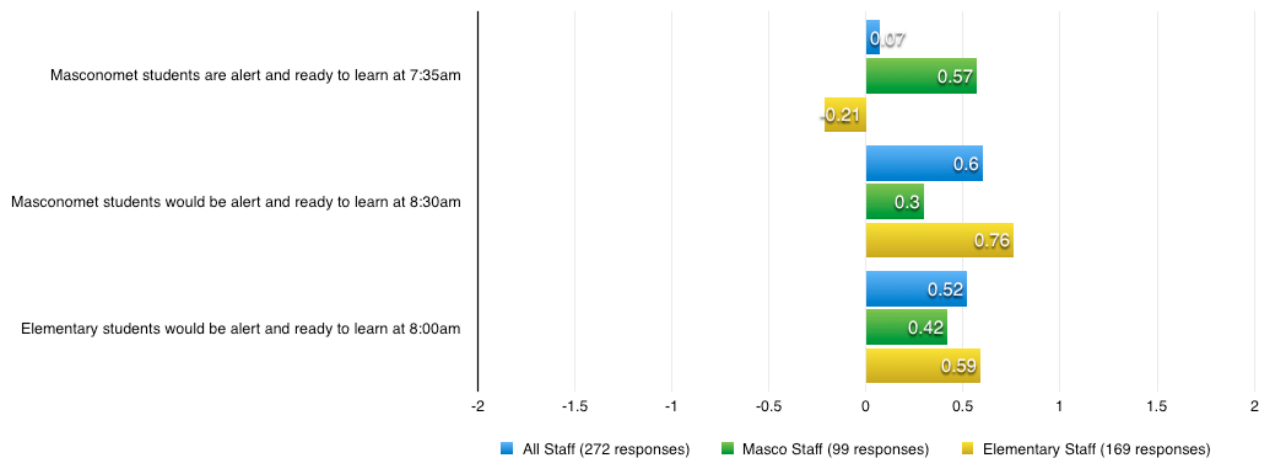
Respondents used a Likert scale to answer this question (Strongly disagree, Disagree, Neither, Agree, Strongly Agree). Responses are shown on a -2 (strongly disagree) to +2 (strongly agree) scale.

Respondents identified as Staff, including both Elementary and Masconomet staff.

Staff do not believe that Masconomet students are alert and ready to learn at 7:35am, though they do agree that students would be alert and ready to learn at 8:30am. There is good agreement (1.51) that families need to enforce good bedtime routines for good health.



Here is a further breakdown of the first three statements in this question, by Elementary Staff and Masconomet Staff:

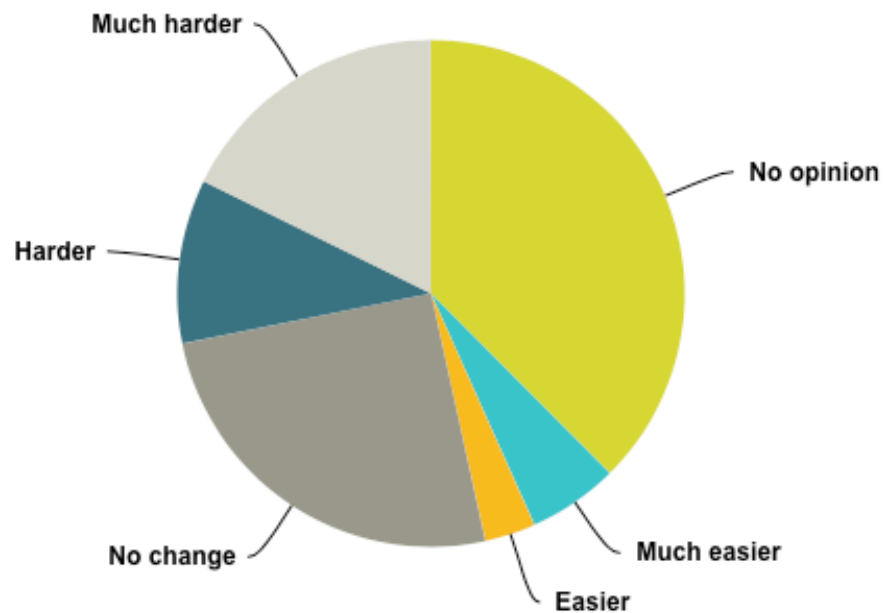


Q35-Q38: Questions for Staff

The following questions were only asked of Staff.

Today, if the elementary school started as early as 8:00am, with dismissal at about 2:30pm and an 8:30am start for Masconomet with dismissal at about 3:15pm, would that make it easier or more difficult for you to make child care arrangements for your children?

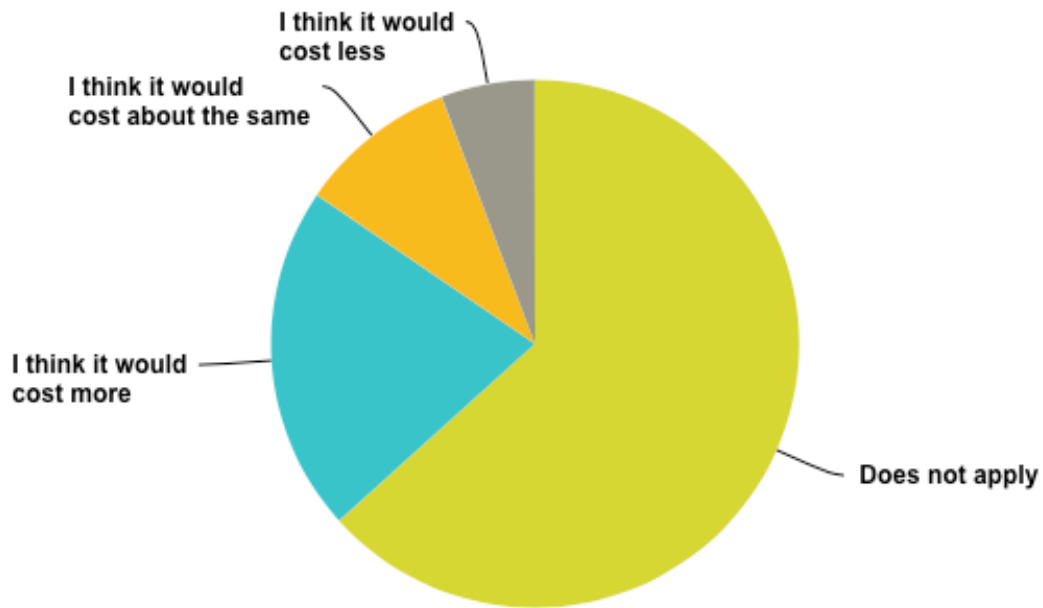
Answered: 277 Skipped: 5



Answer Choices	Responses
▼ No opinion	37.55% 104
▼ Much easier	5.78% 16
▼ Easier	3.25% 9
▼ No change	25.27% 70
▼ Harder	10.47% 29
▼ Much harder	17.69% 49
Total	277

Today, if the elementary school started as early as 8:00am, with dismissal at about 2:30pm and an 8:30am start for Masconomet with dismissal at about 3:15pm, how would your child care costs be affected?

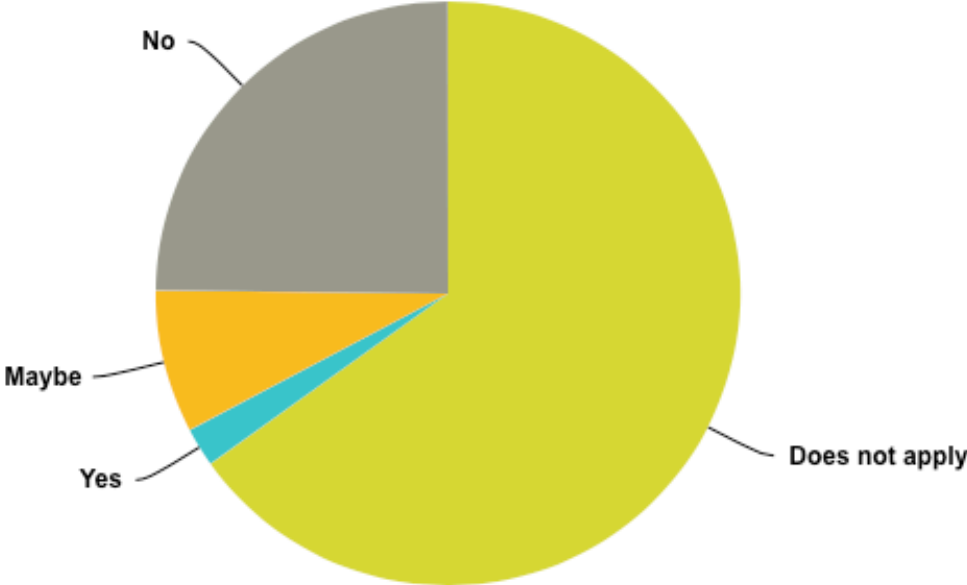
Answered: 278 Skipped: 4



Answer Choices	Responses
Does not apply	63.31% 176
I think it would cost more	21.22% 59
I think it would cost about the same	9.71% 27
I think it would cost less	5.76% 16
Total	278

Would you attend a “child care vendor fair” to help you find alternative child care options for your children, in the event of a start time change?

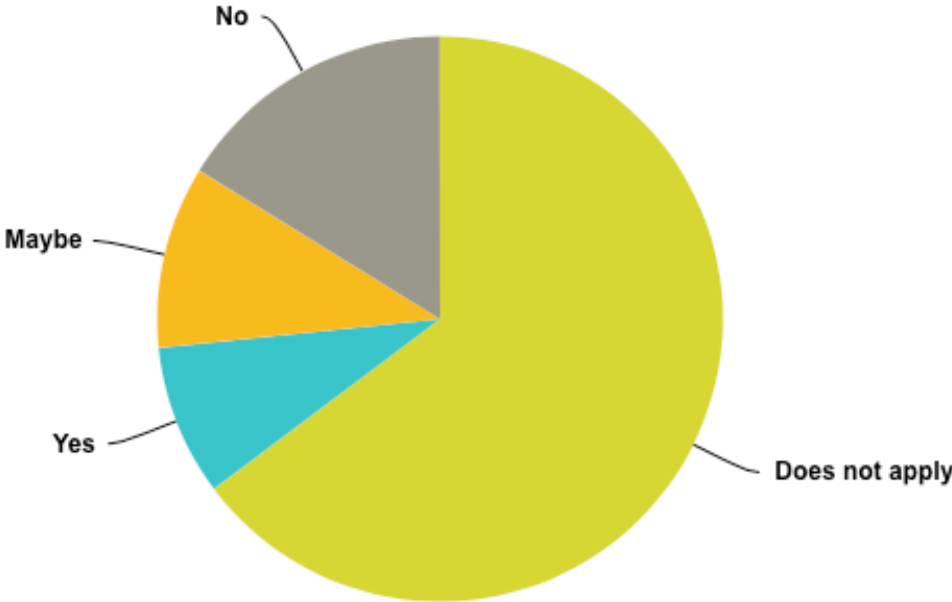
Answered: 278 Skipped: 4



Answer Choices	Responses
Does not apply	65.11% 181
Yes	2.16% 6
Maybe	7.91% 22
No	24.82% 69
Total	278

If Masconomet were to offer child care on site (for a reasonable fee), would you take advantage of it for your family?

Answered: 278 Skipped: 4



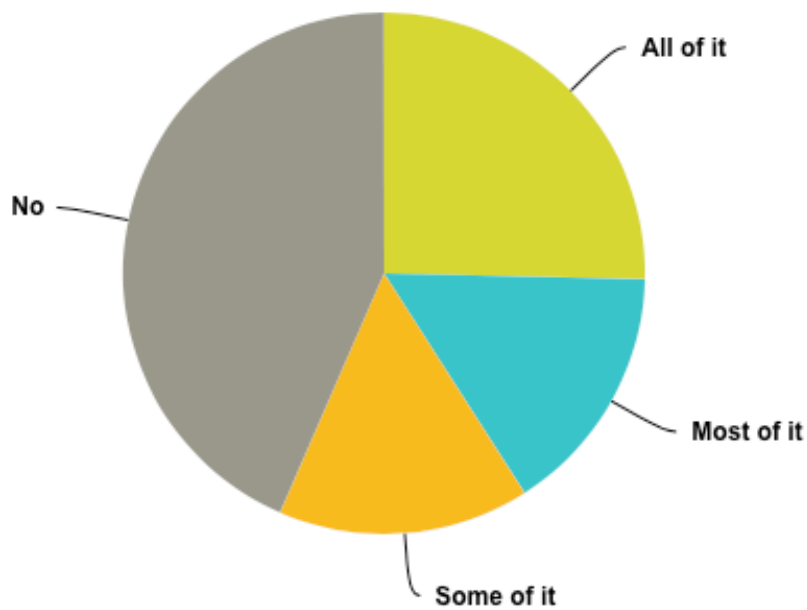
Answer Choices	Responses
Does not apply	64.75% 180
Yes	8.63% 24
Maybe	10.43% 29
No	16.19% 45
Total	278

Q41-Q44: Education Responses

At the end of the survey, we asked a number of Education questions, to judge whether or not the respondents were engaged in the materials provided to the community. These questions were asked of all respondents, though not all answered.

Did you attend, or have you watched the September 2016 presentation by sleep expert Dr. Judith Owens? (link opens in new window)

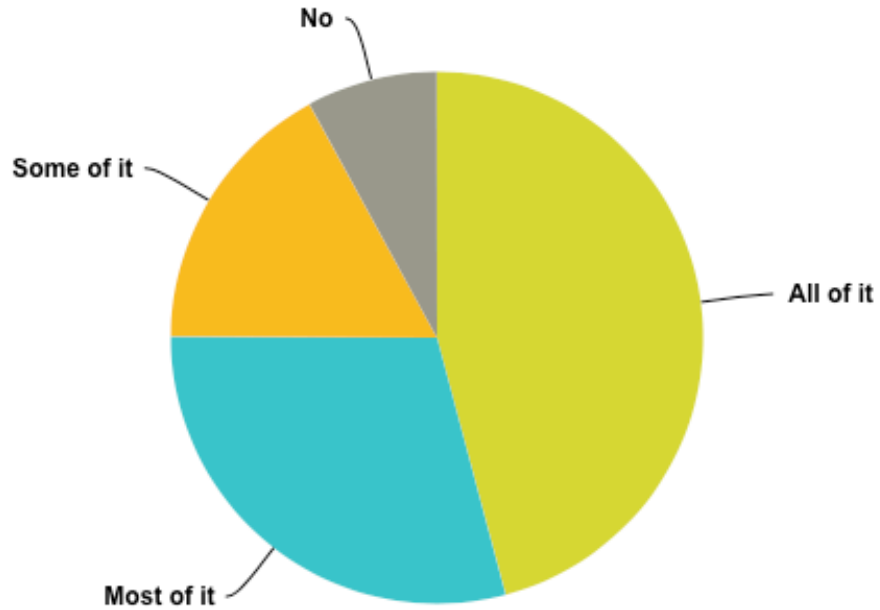
Answered: 276 Skipped: 6



Answer Choices	Responses
All of it	25.36% 70
Most of it	15.58% 43
Some of it	15.58% 43
No	43.48% 120
Total	276

Have you read through the results of the sleep survey conducted by STAC in 2016? (link opens in new window)

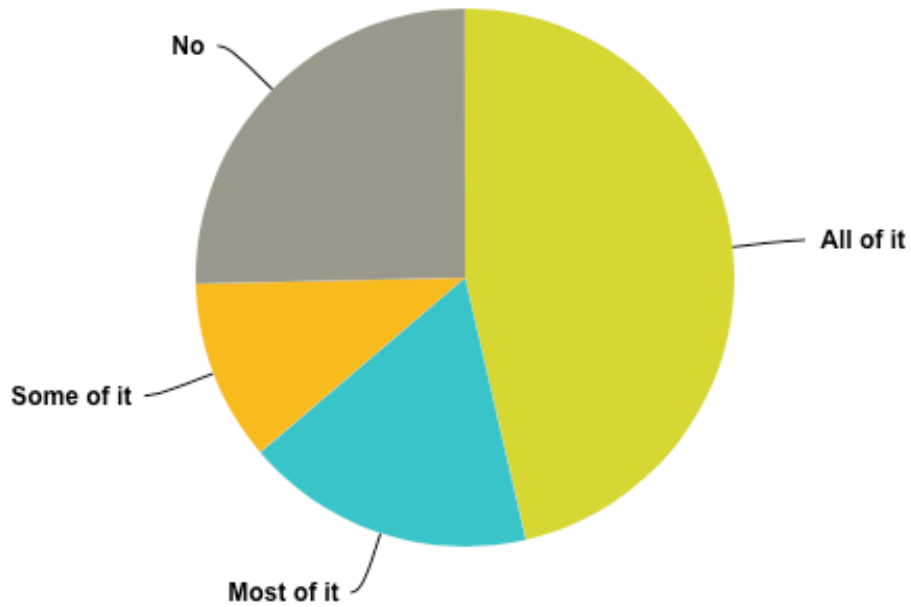
Answered: 277 Skipped: 5



Answer Choices	Responses
▼ All of it	45.85% 127
▼ Most of it	29.24% 81
▼ Some of it	16.97% 47
▼ No	7.94% 22
Total	277

Have you watched (or attended) the presentation of the 2016 sleep survey conducted by STAC? (link opens in new window)

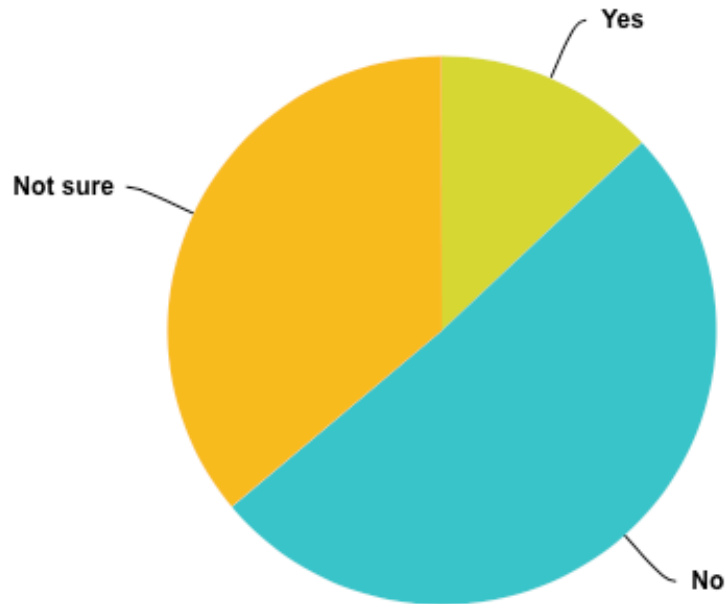
Answered: 276 Skipped: 6



Answer Choices	Responses	
▼ All of it	46.38%	128
▼ Most of it	17.39%	48
▼ Some of it	10.87%	30
▼ No	25.36%	70
Total		276

Have you attended or are you planning to attend the STAC Community Forum scheduled for March 16, 2017 in the Masconomet Library?

Answered: 277 Skipped: 5



Answer Choices	Responses
Yes	13.00% 36
No	50.90% 141
Not sure	36.10% 100
Total	277