

STAC Parent Options Survey Results

April 19, 2017

Prepared by the Start Times Advisory Committee survey working group

Teresa Buono

Diane Carreiro

Kathryn Castonguay

Tasha Cooper

Kristen DeMarco

Dot Flaherty

William Hodges

Kevin Lyons

Carolyn Miller

Scott Morrison

Sarah O'Leary

David Rivers, lead

Table of Contents

Summary	2
Survey Respondents	4
Q1: What do you think of Option A: No Change?.....	5
Q3: What do you think of Option B: Tighten schedules and add 3 buses?.....	6
Q5: What do you think of Option C: Neighborhood stops and tighten schedules?.....	7
Q7: What do you think of Option D: Elementary first, Masconomet second?	8
Q9: What do you think about Option E: Start all schools near 8:30a with K-12 busing?	9
Q11: What do you think about Option F: Start all schools near 8:30a with double busing?	10
Q1-Q12: Support for Each Option.....	11
Q13 and Q14: Rank options.....	12
Q15 and Q16: Which options are acceptable and unacceptable?	15
Q17: What has informed your choices	17
Q21-Q25 Extra questions for Masconomet parents	18
Q28-Q33: Extra questions for Elementary Parents	23
Q41-44: Education Responses for Parents	29

Summary

This survey asked parents to evaluate six possible options for a start time change for the Masconomet Regional School District. Some of the options would result in timing changes for the Tri Town Union elementary schools in Boxford, Middleton, and Topsfield. These options were presented with potential implementation impacts.

Option A (No change): On the whole, parents preferred no change, but half of parents said that they oppose Option A.

Option B and **Option C** both proposed a modest (approx. 15 minute) change in the Masconomet schedule and a modest change (10 minute) in the elementary schedules:

Option B (Tighten schedules and add 3 buses) garnered modest support.

Option C (Neighborhood stops and tighten schedules): was widely disliked by most parents.

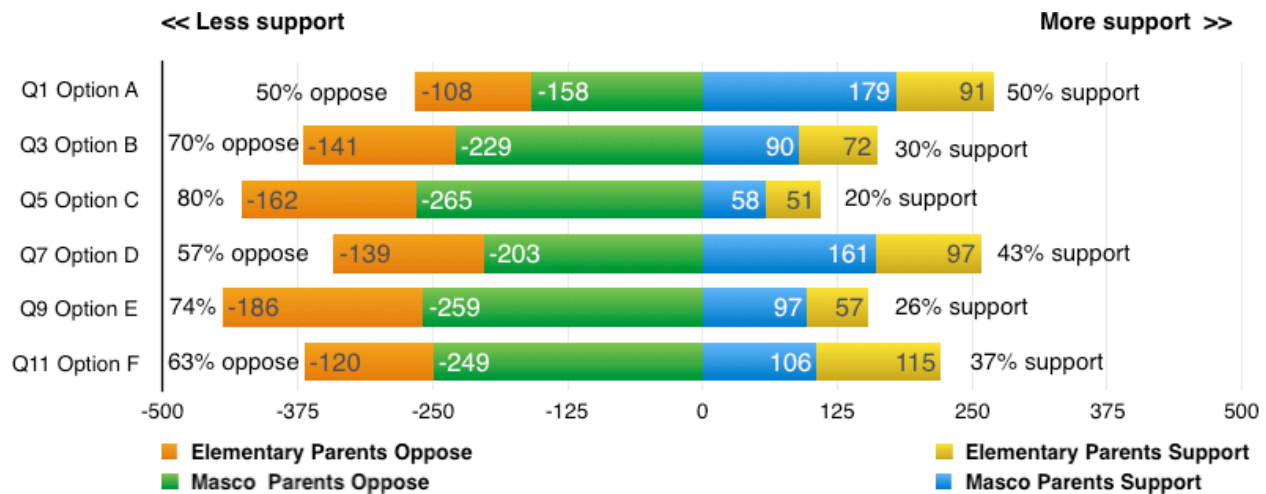
Option D, **Option E** and **Option F** all would move Masconomet to a later start and finish. On average, parents share the same concerns, particularly among Masconomet parents, over what will happen to athletics, extra- and co-curricular activities, Extra Help, child care, commutes, schedules, etc. However, even with these concerns, some options were more favorably regarded than others.

Option D (Elementary first, Masconomet second) garnered modest support, even from elementary families. The survey shows that more Masconomet parents oppose this option than elementary parents.

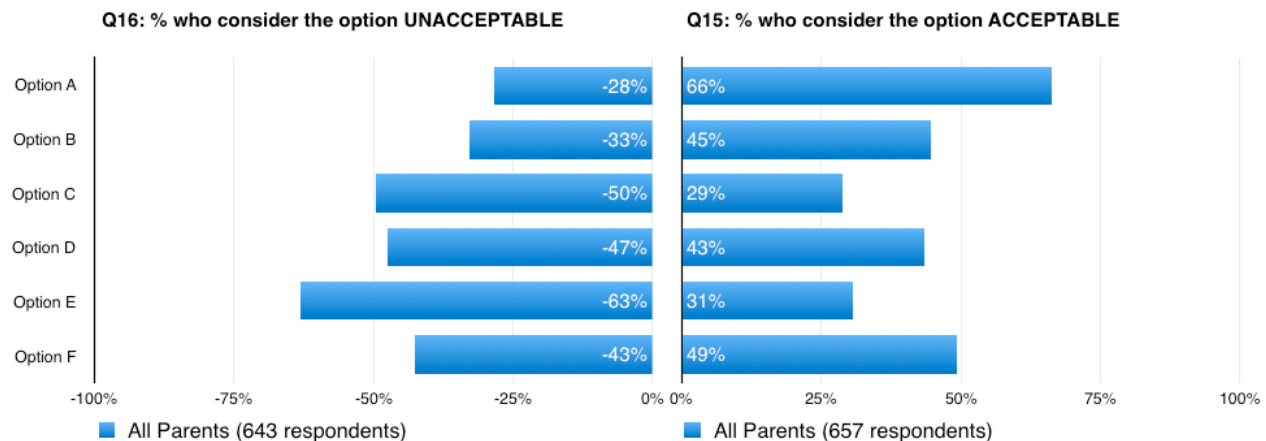
Option E (K-12 busing) was strongly opposed by parents (particularly elementary parents) and, overall, received very little support.

Option F (double busing) received modest support, with notable concerns about cost.

One way to see these forces is through the analysis of the support/oppose question for each option (Q2, Q4, Q6, Q8, Q10, and Q12):



Another way to see these forces is through the analysis of the acceptable/unacceptable questions (Q15/Q16):



In summary, this is how the options were received by respondents:

- Option A: No change – *overall, more acceptable but not supported by half*
- Option B: Tighten schedules and add 3 buses – *modest support*
- Option C: Neighborhood stops and tighten schedules - *disliked*
- Option D: Elementary first, Masconomet second – *modest support*
- Option E: Start all schools near 8:30a with K-12 busing – *strongly disliked*
- Option F: Start all schools near 8:30a with double busing – *modest support, particularly among elementary parents*

Survey Respondents

Survey was administered to the parent and staff community from March 10, 2017 to March 20, 2017 with multiple reminders sent via email.

Total Respondents

Survey had 1,263 respondents. 861 of those were complete responses (answering all available questions). Since some questions were skipped, the percentages for each question show the % of those who answered the question, not the % of total respondents.

Q18 Choose the best description of yourself

- 671 were parents (68.26%) Response rate approximately 10-15%
- 282 were staff (28.69%) Response rate approximately 50%
- 26 were community members (2.64%)
- 284 declined to specify and are not included in the percentage tally for this question

Q20 What town do you live in?

This question was only asked of those who are Parents, as indicated in Q18.

- 179 (45.32%) live in Boxford
- 109 (27.59%) live in Middleton
- 107 (27.09%) live in Topsfield

Q19 Do you have any children that current attend Masconomet?

This question was only asked of those who are Parents, as indicated in Q18.

- 392 (59.21%) Yes, meaning they may have children in Masconomet only or in both Masconomet and elementary school
- 270 (40.79%) No, meaning they have children ONLY in elementary school

Q26, Do you also have any child(ren) that attend(s) Elementary school in Boxford, Middleton, or Topsfield?

This question was only ask of those who are Masconomet Parents, as indicated by responding Yes to Q19.

- 168 (42.97%) Yes, meaning they have children at both Masconomet and Elementary
- 223 (57.03%) No, meaning they have children only at Masconomet

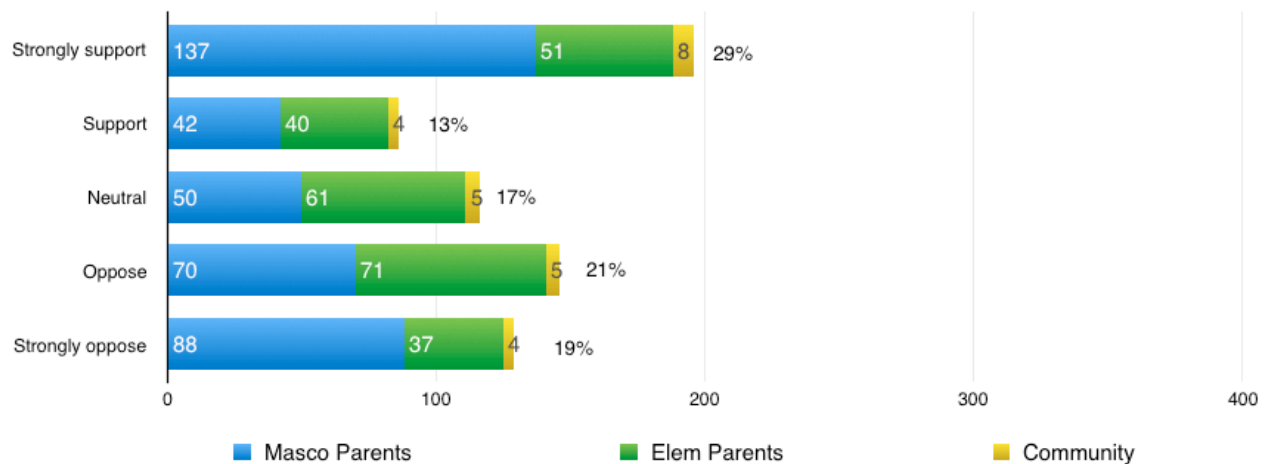
To summarize Q19 and Q26 and adjust the percentages for those who answered Q18, Q19 and Q26:

- 662 Parents responded to all three questions, enabling a breakdown of Parents to:
 - 392 (59.21%) have children at Masconomet (*Masconomet parents***)
 - 224 (33.83%) have children *only* at Masconomet
 - 168 (25.38%) have children at both Masconomet and the Tri-Town Elementary Schools
 - 270 (40.78%) have children only at the Tri-Town Elementary Schools (*Elementary Parents***)

******Throughout this report, *Masconomet parents* include any parent with one or more children at Masconomet (and includes those who also have children in the elementary school). *Elementary parents* are those who only have children in the elementary schools.

Q1: What do you think of Option A: No Change?

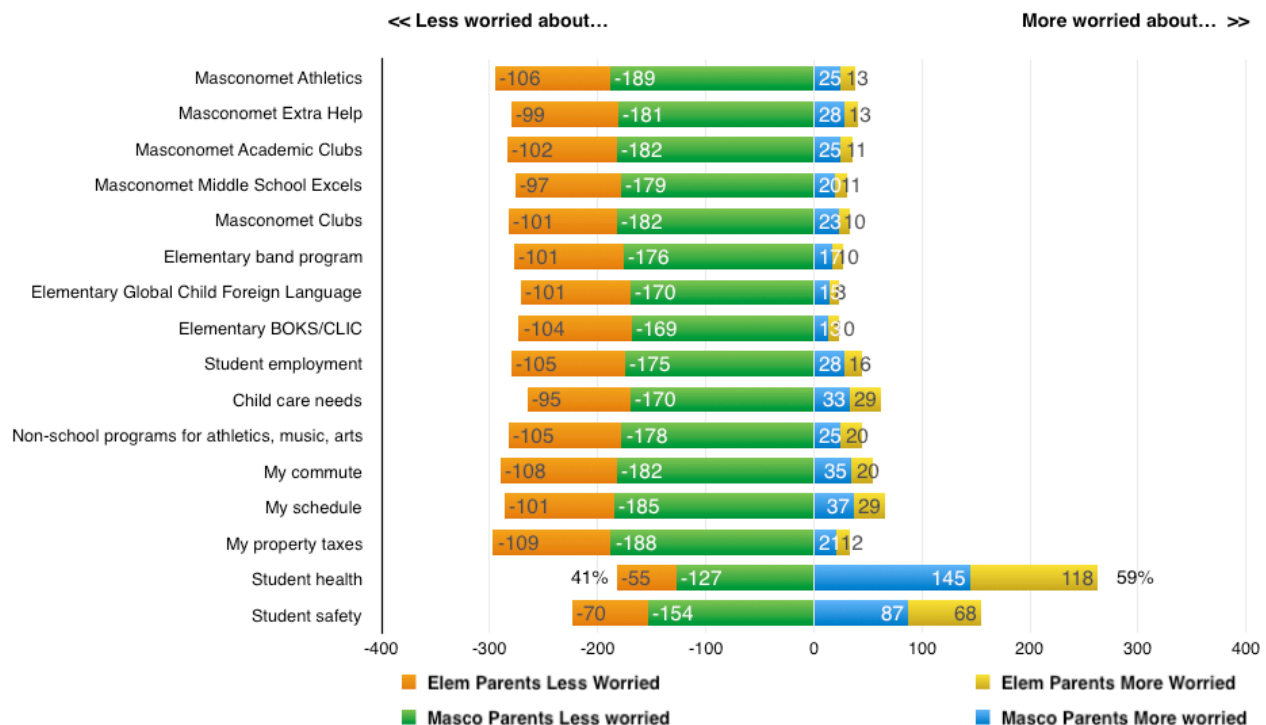
Option A has strong support among parents, but also a high number of parents who oppose it. A total of 270 parents say that they strongly support or support this option, but 266 say that they oppose or strongly oppose it.



Q2: I am worried about the effect that Option A will have on...

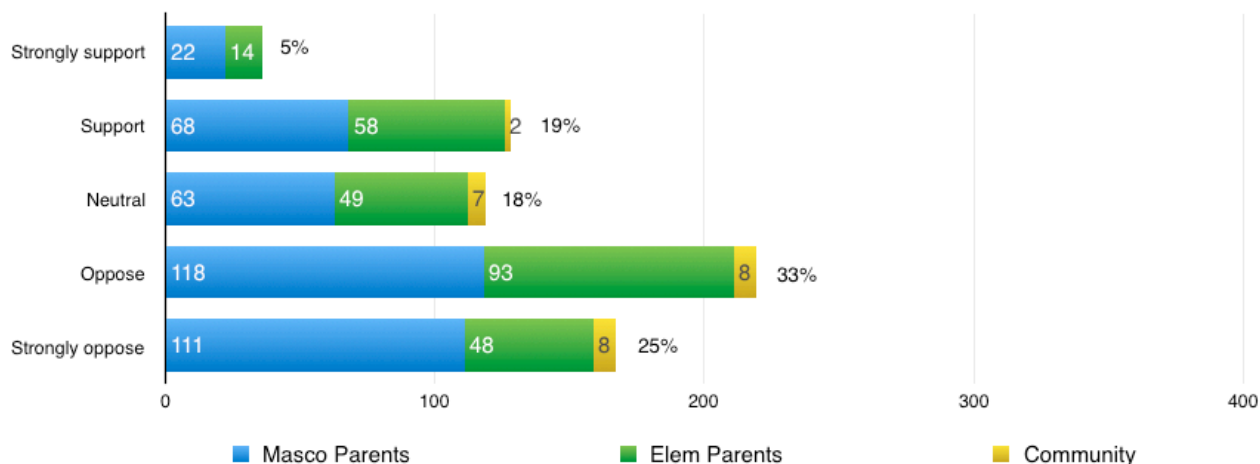
Responses for *Agree* and *Strongly Agree* are combined and shown as positive numbers. Responses for *Disagree* and *Strongly Disagree* are combined and shown as negative numbers. *Neutral* responses are excluded.

Parents are most worried about Option A's effects on student health (263, or 59%) and safety (155). Some parents also indicated that the current schedule causes them to worry about child care, their schedule, and their commute.



Q3: What do you think of Option B: Tighten schedules and add 3 buses?

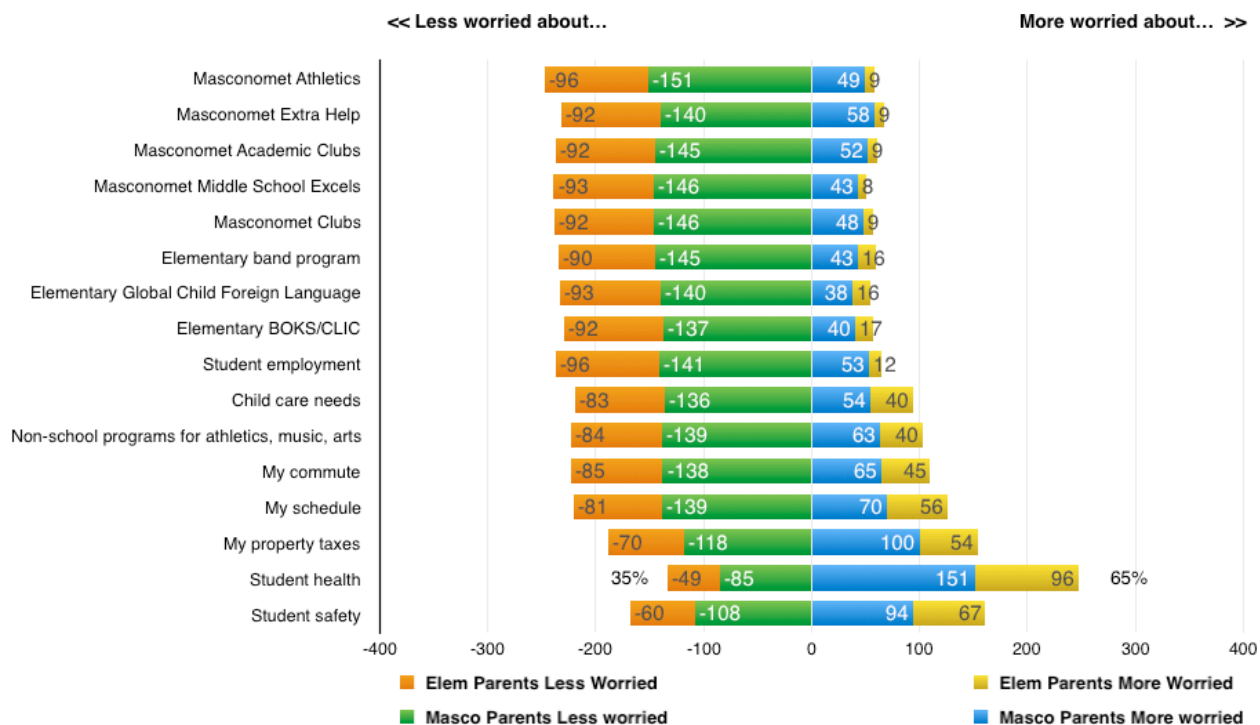
Option B has a high number of parents who oppose it, but still garners some support. A total of 162 parents say that they strongly support or support this option, but twice as many - 370 say that they oppose or strongly oppose it.



Q4: I am worried about the effect that Option B will have on...

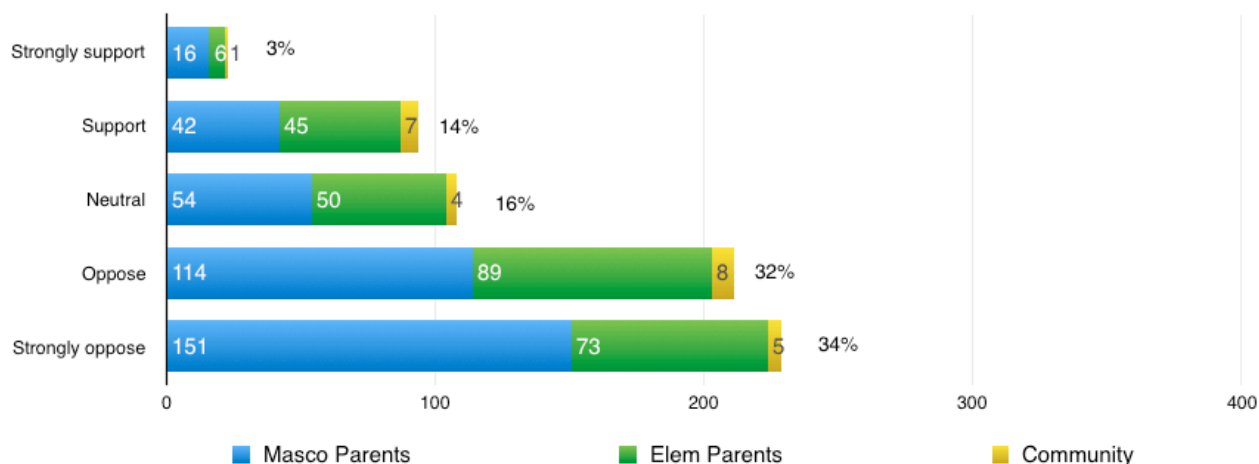
Responses for *Agree* and *Strongly Agree* are combined and shown as positive numbers. Responses for *Disagree* and *Strongly Disagree* are combined and shown as negative numbers. *Neutral* responses are excluded.

Parents are most worried about Option B's effects on student health (247 or 65%) and safety (161). Parents are also concerned about the effects on property taxes, their schedule and commute, non-school programs and child care. Some are also concerned about the effects on school activities.



Q5: What do you think of Option C: Neighborhood stops and tighten schedules?

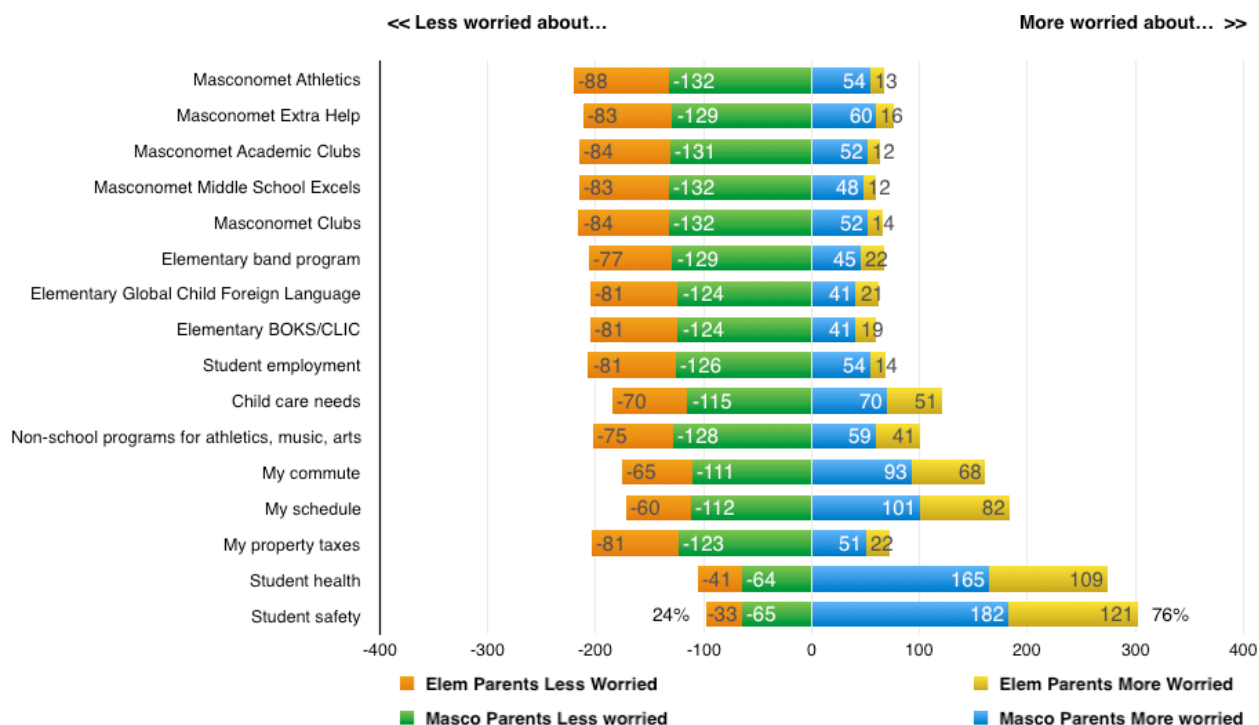
Option C has a high number of parents who oppose it and few supporters. A total of 109 parents say that they strongly support or support this option, but almost four times as many - 427 say that they oppose or strongly oppose it.



Q6: I am worried about the effect that Option C will have on...

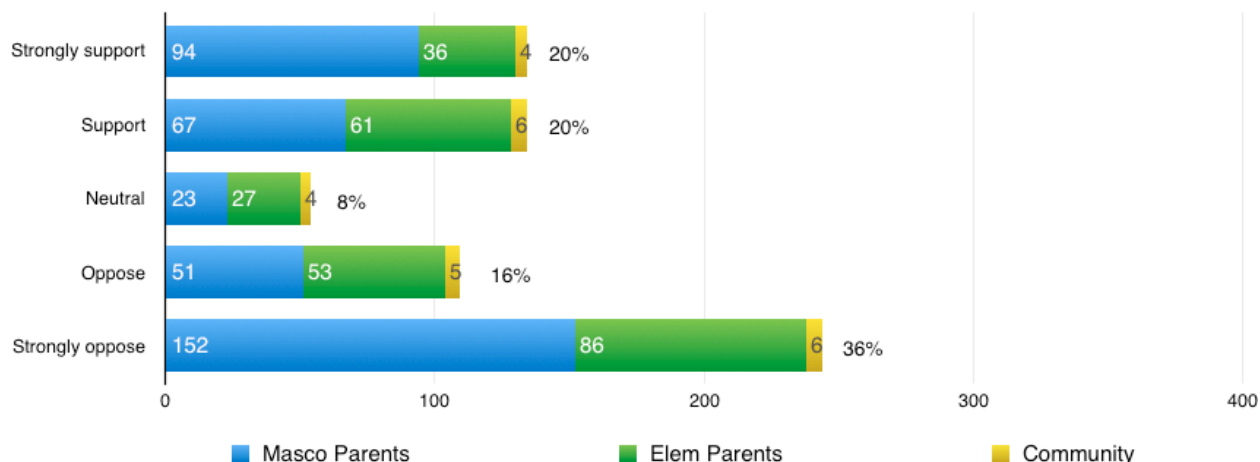
Responses for *Agree* and *Strongly Agree* are combined and shown as positive numbers. Responses for *Disagree* and *Strongly Disagree* are combined and shown as negative numbers. *Neutral* responses are excluded.

Parents are most worried about Option C's effects on student health (274) and safety (303 or 76%). Parents are also concerned about the effects on, their schedule and commute, child care, and non-school programs. Some are also concerned about the effects on school activities.



Q7: What do you think of Option D: Elementary first, Masconomet second?

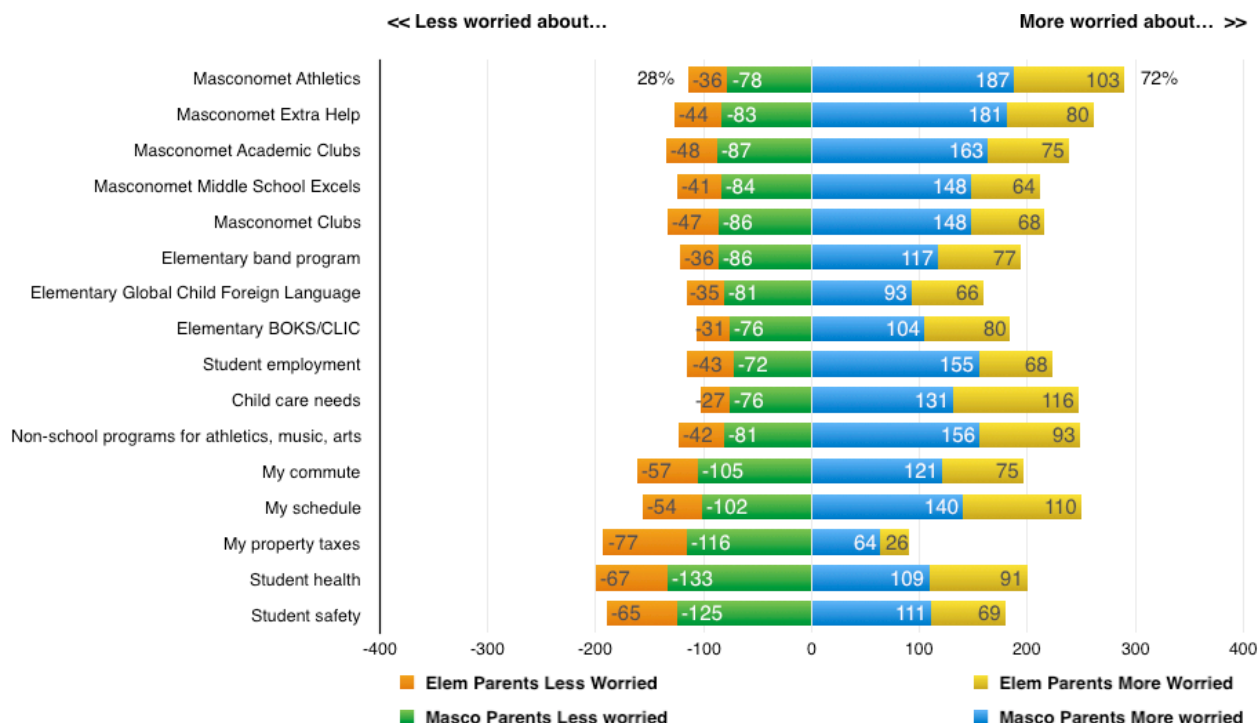
Option D has a high number of parents who oppose it and high number of supporters. A total of 258 parents say that they strongly support or support this option, but 342 say that they oppose or strongly oppose it. Those who oppose it generally oppose it strongly, whereas those who support it are split between support and strong support.



Q8: I am worried about the effect that Option D will have on...

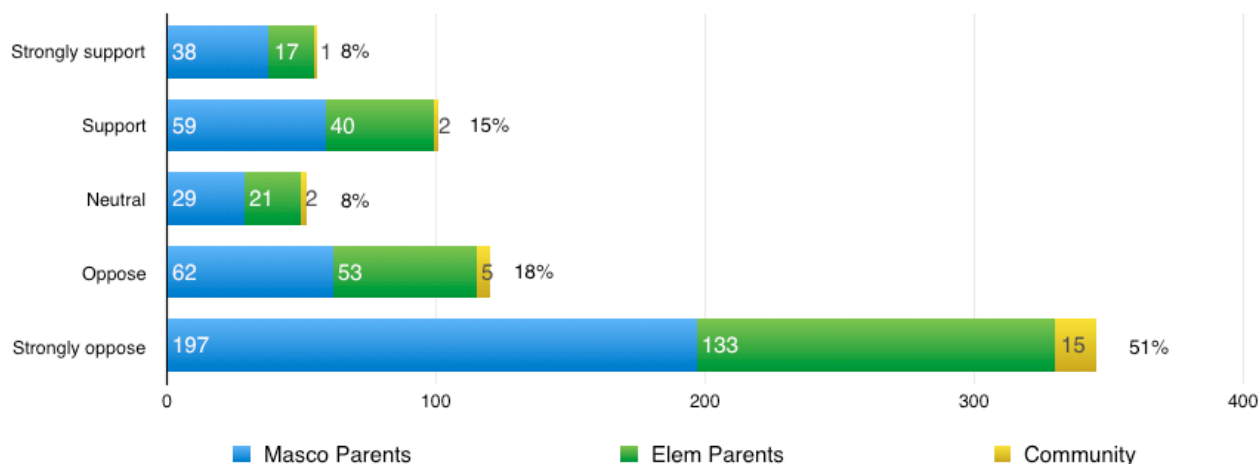
Responses for *Agree* and *Strongly Agree* are combined and shown as positive numbers. Responses for *Disagree* and *Strongly Disagree* are combined and shown as negative numbers. *Neutral* responses are excluded.

Parents are most worried about Option D's effects on the Masconomet schedule: athletics, Extra Help, etc. They are also concerned about the effects on child care needs, their commute and schedule. Fewer parents are concerned about the effects on student health and safety (compared to A, B, and C) but it is still a concern.



Q9: What do you think about Option E: Start all schools near 8:30a with K-12 busing?

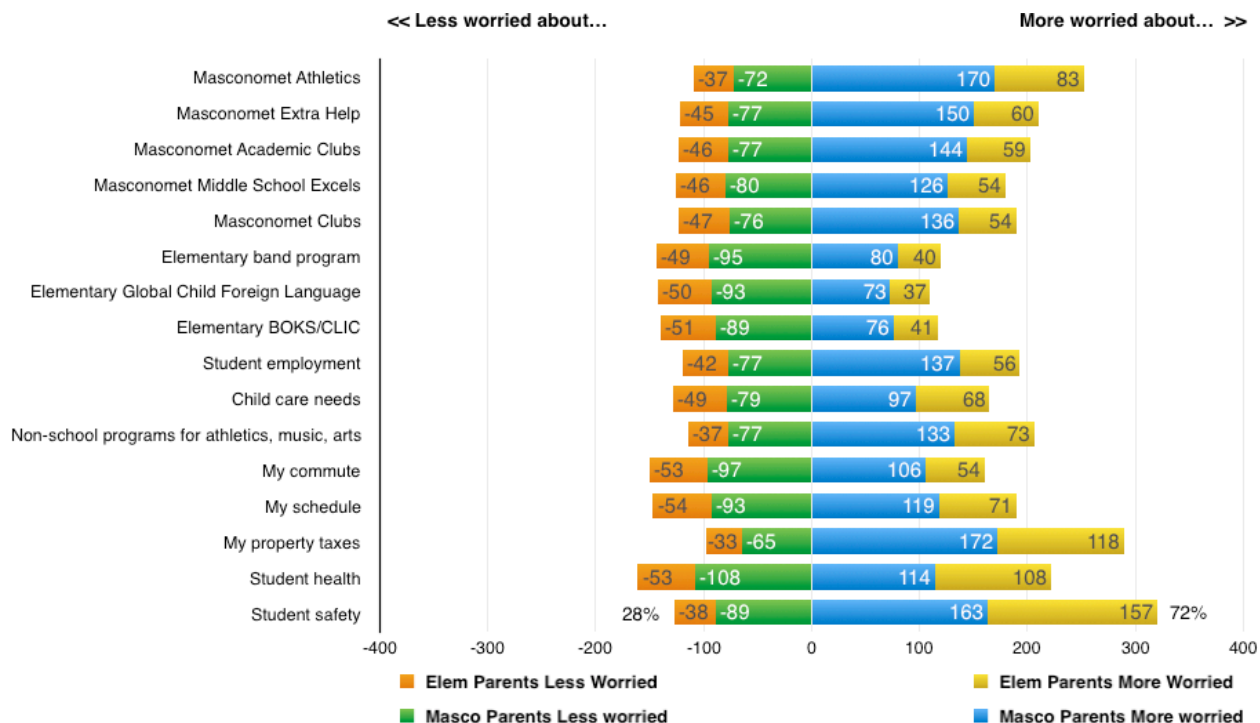
Option E has a high number of parents who oppose it and few supporters. A total of 154 parents say that they strongly support or support this option, but almost three times as many - 445 say that they oppose or strongly oppose it. Those who oppose it generally oppose it strongly in large numbers.



Q10: I am worried about the effect that Option E will have on...

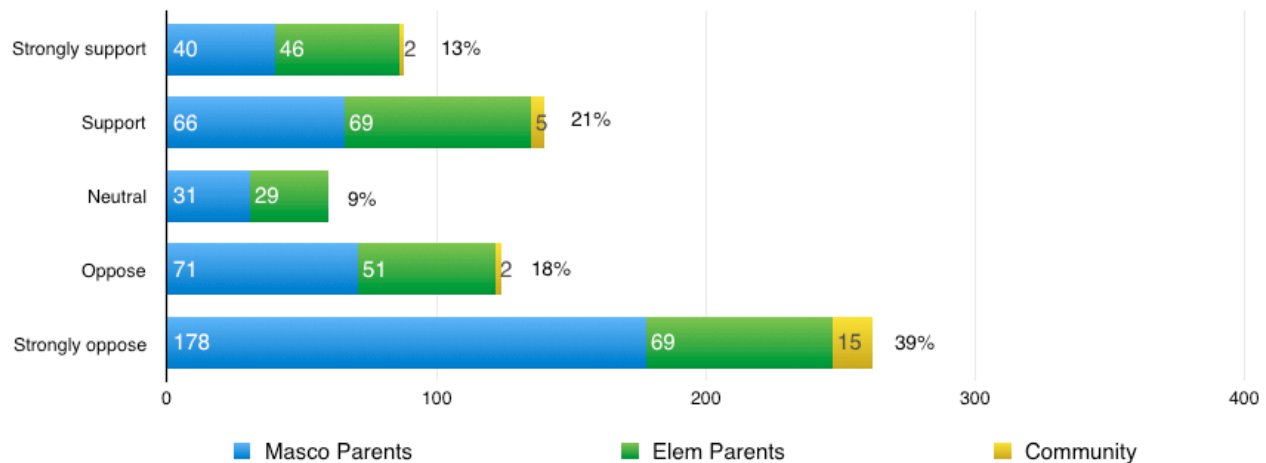
Responses for *Agree* and *Strongly Agree* are combined and shown as positive numbers. Responses for *Disagree* and *Strongly Disagree* are combined and shown as negative numbers. *Neutral* responses are excluded.

Parents are most worried about Option E's effects on student safety (72%), followed by concerns about property taxes and Masconomet's programs. It's worth noting that parents show they are concerned about the effects on the elementary band program, global child foreign language program, and BOKS/CLIC program even though this option would not change anything about those programs.



Q11: What do you think about Option F: Start all schools near 8:30a with double busing?

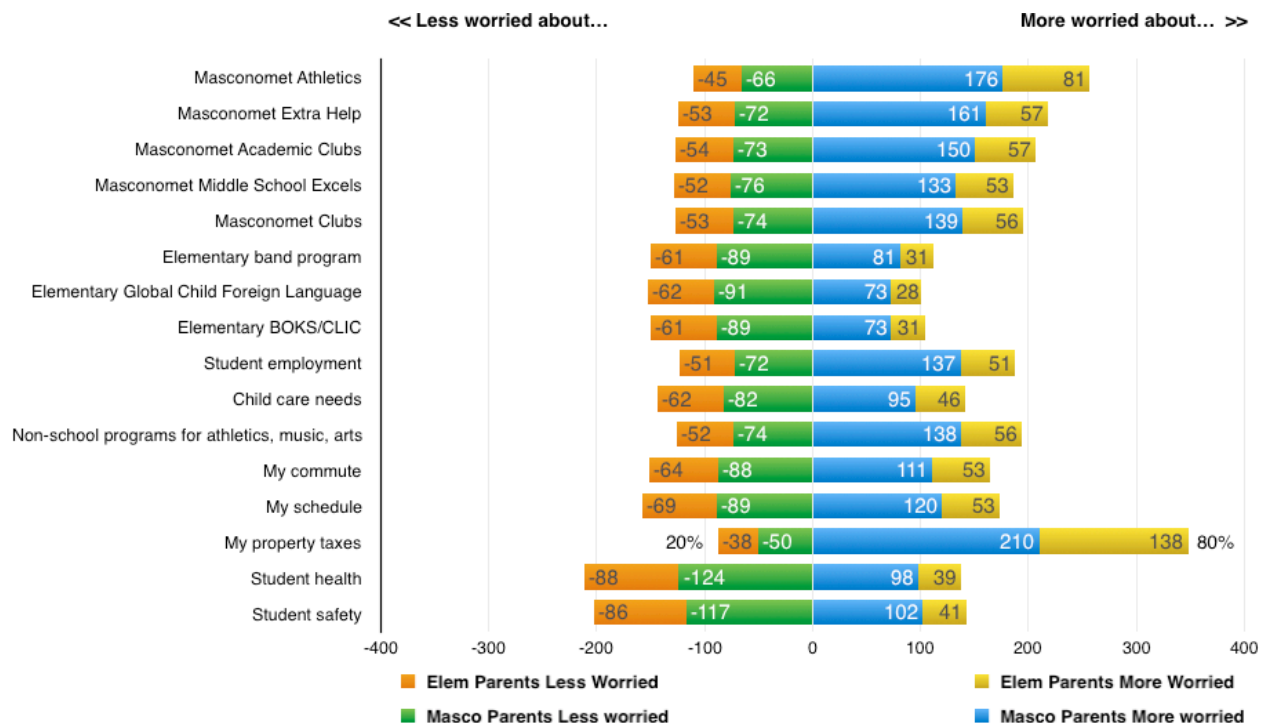
Option F has a high number of parents who oppose it but also a high number of supporters. A total of 221 parents say that they strongly support or support this option and 369 say that they oppose or strongly oppose it.



Q12: I am worried about the effect that Option F will have on...

Responses for *Agree* and *Strongly Agree* are combined and shown as positive numbers. Responses for *Disagree* and *Strongly Disagree* are combined and shown as negative numbers. *Neutral* responses are excluded.

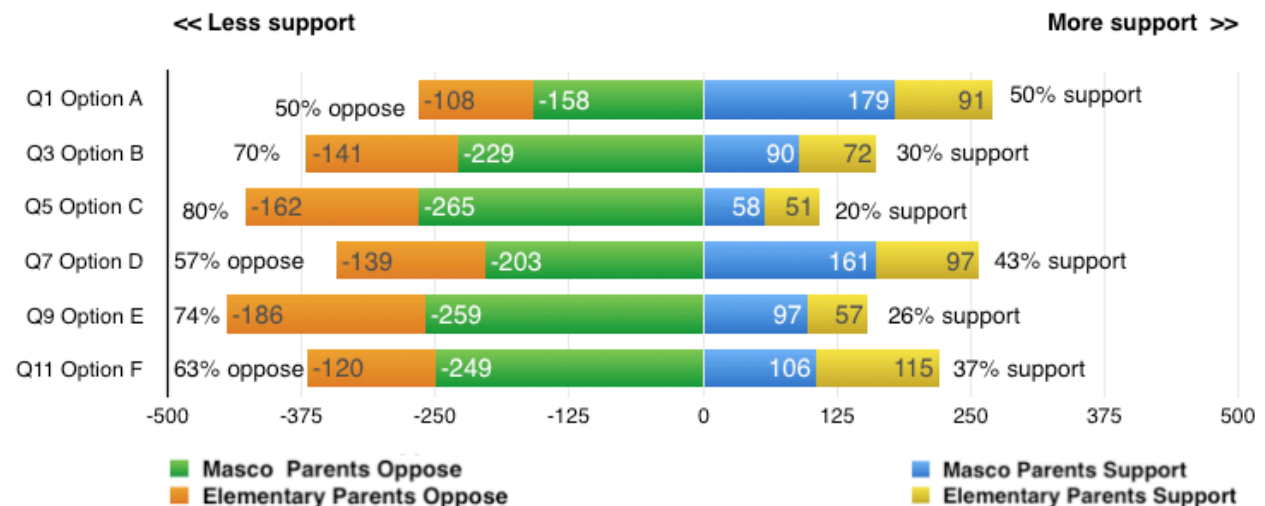
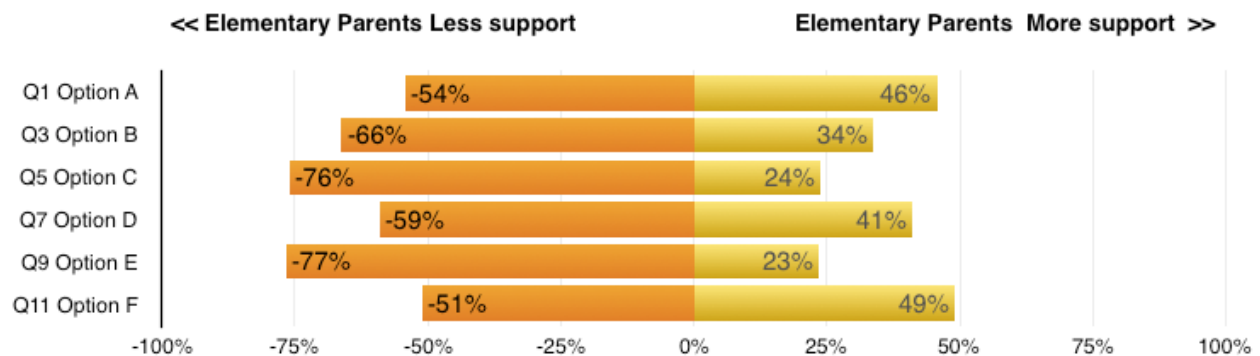
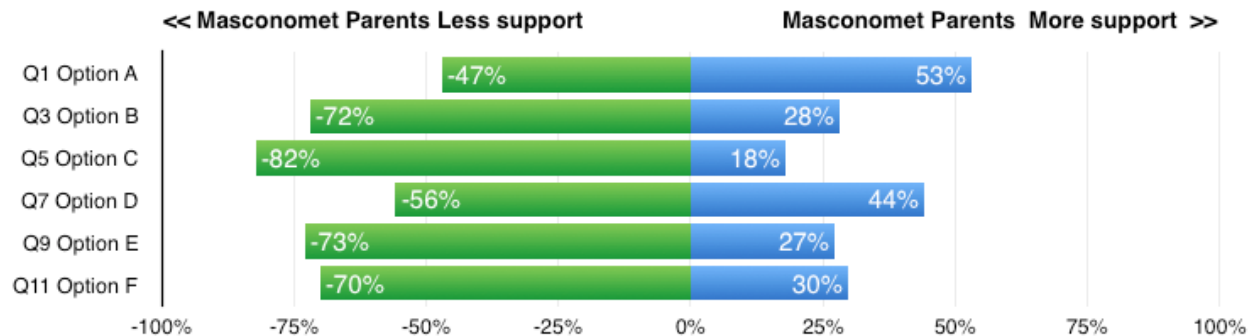
Parents are most worried about Option F's effects on property taxes (80%), followed by worries over Masconomet's programs. It's worth noting that parents show they are concerned about the effects on the elementary programs, global child foreign language program, and BOKS/CLIC program even though this option would not change anything about those programs.



Q1-Q12: Support for Each Option

This chart shows only Respondents identified as Parents, with a breakdown between Masconomet parents and Elementary parents. Responses for *Support* and *Strongly Support* are combined and shown as positive numbers. Responses for *Oppose* and *Strongly Oppose* are combined and shown as negative numbers. *Neutral* responses are excluded.

The option with the most support among Masconomet parents is Option A (no change) and among Elementary parents is Option F (double busing). Both groups support Option D (swap) as their next choice. Option C, Neighborhood bus stops, received the least support, particularly among Masconomet parents. Option E, K-12 had very little support. The first chart shows just Masconomet parents, the second chart just Elementary parents and the third chart shows combined support.



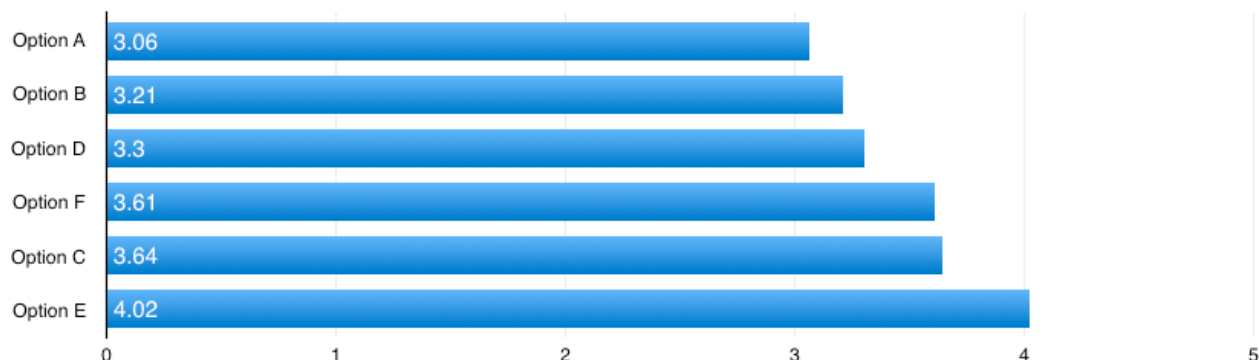
Q13 and Q14: Rank options

We asked respondents to rank the options in order, 1-6, with #1 being the highest ranking and #6 being the lowest. In reading these results, an option that was ranked #1 by everyone would receive an average ranking of “1” and the option that was rated #6 by everyone would receive an average ranking of “6”. Responses are shown in order, from highest to lowest rank.

Respondents identified as Parents, including both Elementary and Masconomet parents.

Q13: How would you rank the options? (All Parents)

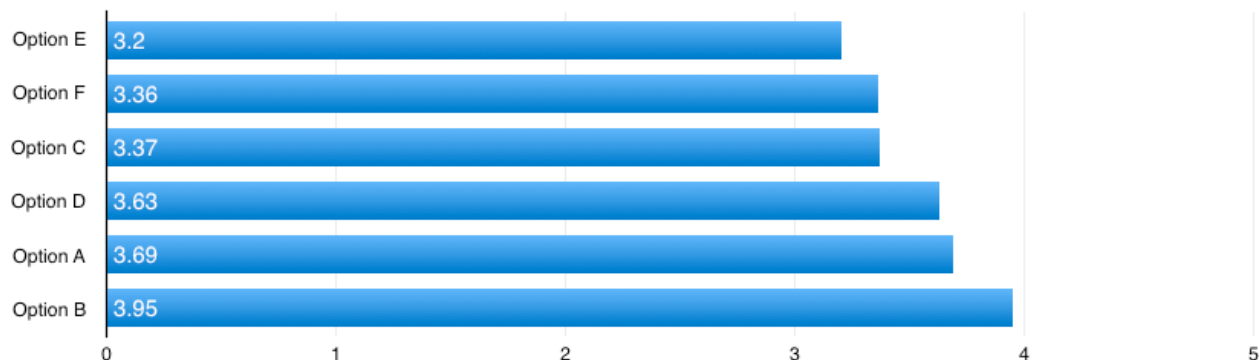
While Option A, No change, held the first place position, it only achieved an overall ranking of 3.06. This can be seen in how the votes are split: Of the 643 parent respondents, 238 ranked it as their #1 choice and 136 ranked it as their #6 choice. The close range of these numbers shows that there was no clear winner in this group.



How would you rank the choices? (ALL PARENTS)	#1	#2	#3	#4	#5	#6	Average	# Responses
Option A: No change	238	75	72	64	58	136	3.06	643
Option B: Tighten schedules and add 3 buses	42	185	143	116	100	28	3.21	614
Option D: Elementary first, Masconomet second	167	62	79	144	60	105	3.30	617
Option F: Start all schools near 8:30a with double busing	117	111	76	52	107	150	3.61	613
Option C: Neighborhood stops and tighten schedules	23	87	181	165	109	46	3.64	611
Option E: Start all schools near 8:30a with K-12 busing	64	101	61	63	169	150	4.02	608

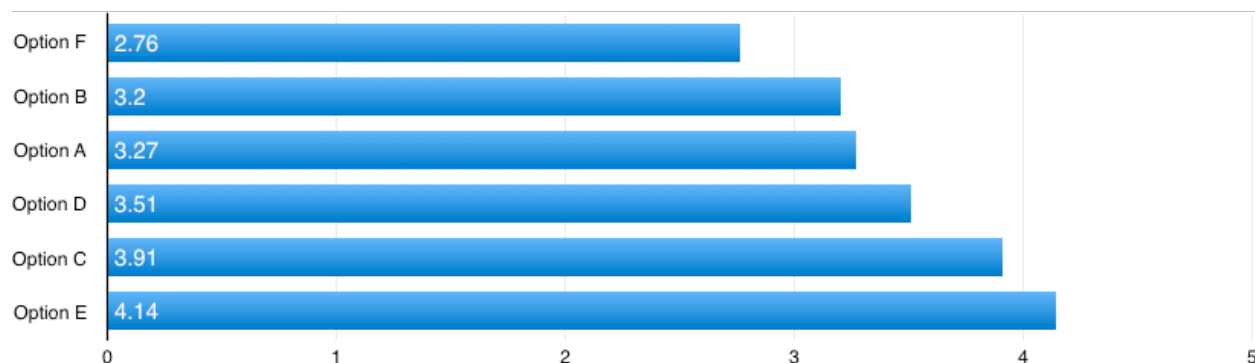
Q13: How would you rank the options? (All Parents with Dr. Owens' talk)

These respondents are parents who also indicated that they watched all or most of Dr. Owen's talk on sleep science: in other words, parents who should understand the impact of start time on adolescent sleep.



Q14: If cost was not a factor, how would you rank the options? (All Parents)

When cost is removed as a barrier, Parents prefer Option F and Option B over Option A. Out of 611 responses, Option F is chosen as a #1 option 249 times and chosen as the #6 option 93 times. The greater range of values in this group shows that Option F would be a more clear winner, if cost was not a factor.

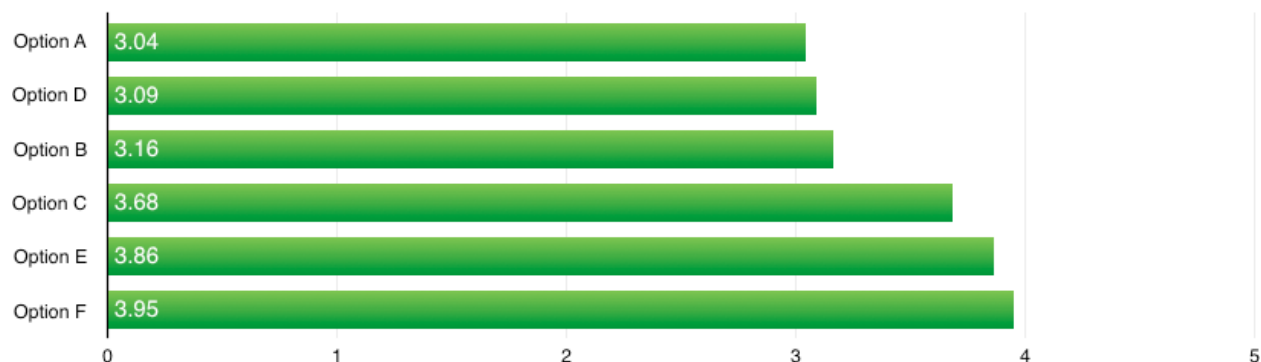


IF COST WAS NOT A FACTOR, how would you rank the options? (ALL PARENTS)	#1	#2	#3	#4	#5	#6	Average	# Responses
Option F: Start all schools near 8:30a with double busing	249	100	37	51	62	93	2.76	592
Option B: Tighten schedules and add 3 buses	35	173	137	130	96	13	3.20	584
Option A: No change	205	63	65	66	63	149	3.27	611
Option D: Elementary first, Masconomet second	100	83	103	114	83	101	3.51	584
Option C: Neighborhood stops and tighten schedules	8	53	168	170	123	61	3.91	583
Option E: Start all schools near 8:30a with K-12 busing	32	118	72	43	151	166	4.14	582

Q13: How would you rank the options? (Masconomet Parents)

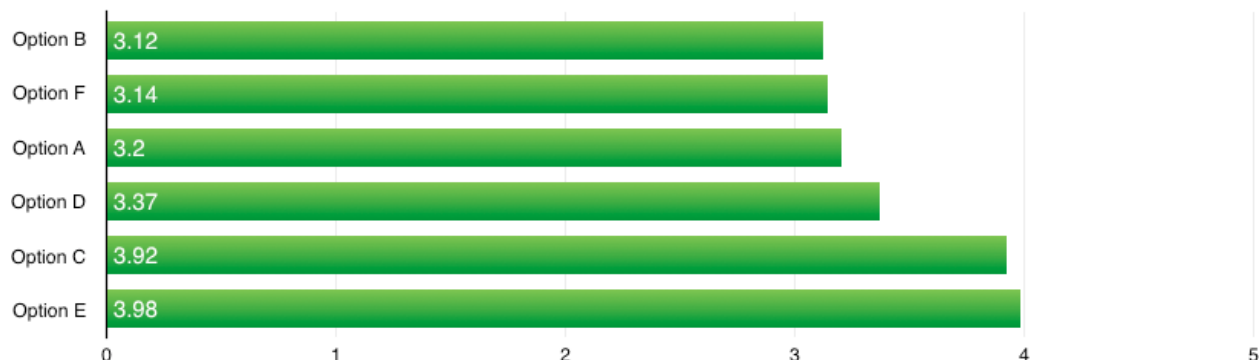
Respondents who identified as Masconomet Parents (which includes both parents who have children at Masconomet and at the elementary schools).

Masconomet parents prefer Option D over all other options, but it is closely ranked with Option B and Option A. For Masconomet parents, Option F is the least liked, though Option E is close.



Q14: If cost was not a factor, how would you rank the options? (Masconomet Parents)

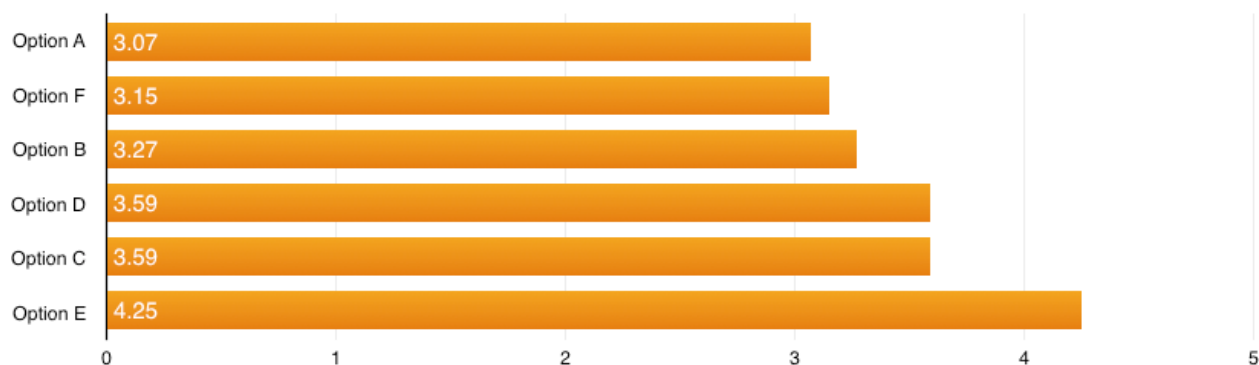
When cost is removed as a factor, Option B and F rise to the top of the list for Masconomet parents. While cost appears to have a big effect on Option F, Option E remains at the bottom of the list. We can conclude that cost is not the driving factor that makes Masconomet Parents rank Option E lower.



Q13: How would you rank the options? (Elementary Parents)

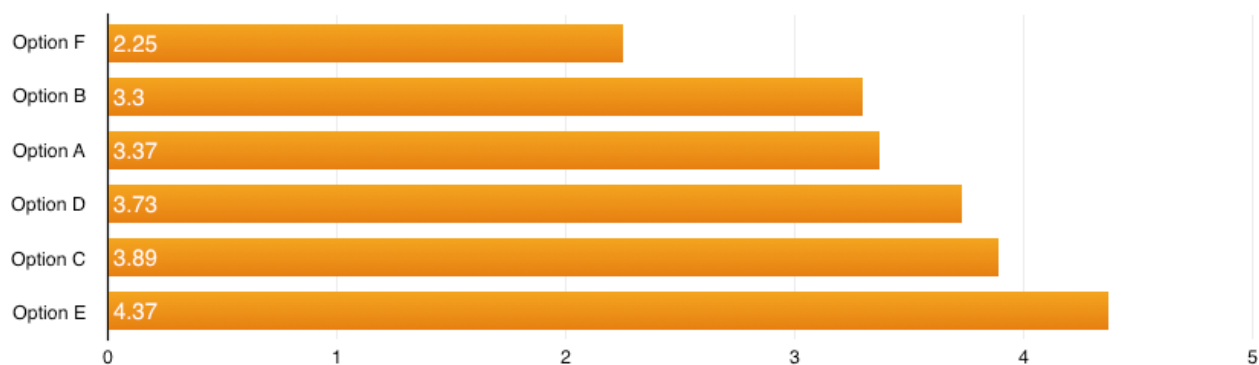
Respondents who identified as Elementary Parents (parents who *only* have children at the elementary schools).

The elementary parents show a preference for Option F as their second choice, with Option B close behind. For elementary parents, Option E is very disliked.



Q14: If cost was not a factor, how would you rank the options? (Elementary Parents)

When cost is removed as a factor, Option B and F rise up in the list for Elementary parents. Option E remains at the bottom of the list. We can conclude that cost is not the driving factor that makes Elementary Parents rank Option E lower.



Q15 and Q16: Which options are acceptable and unacceptable?

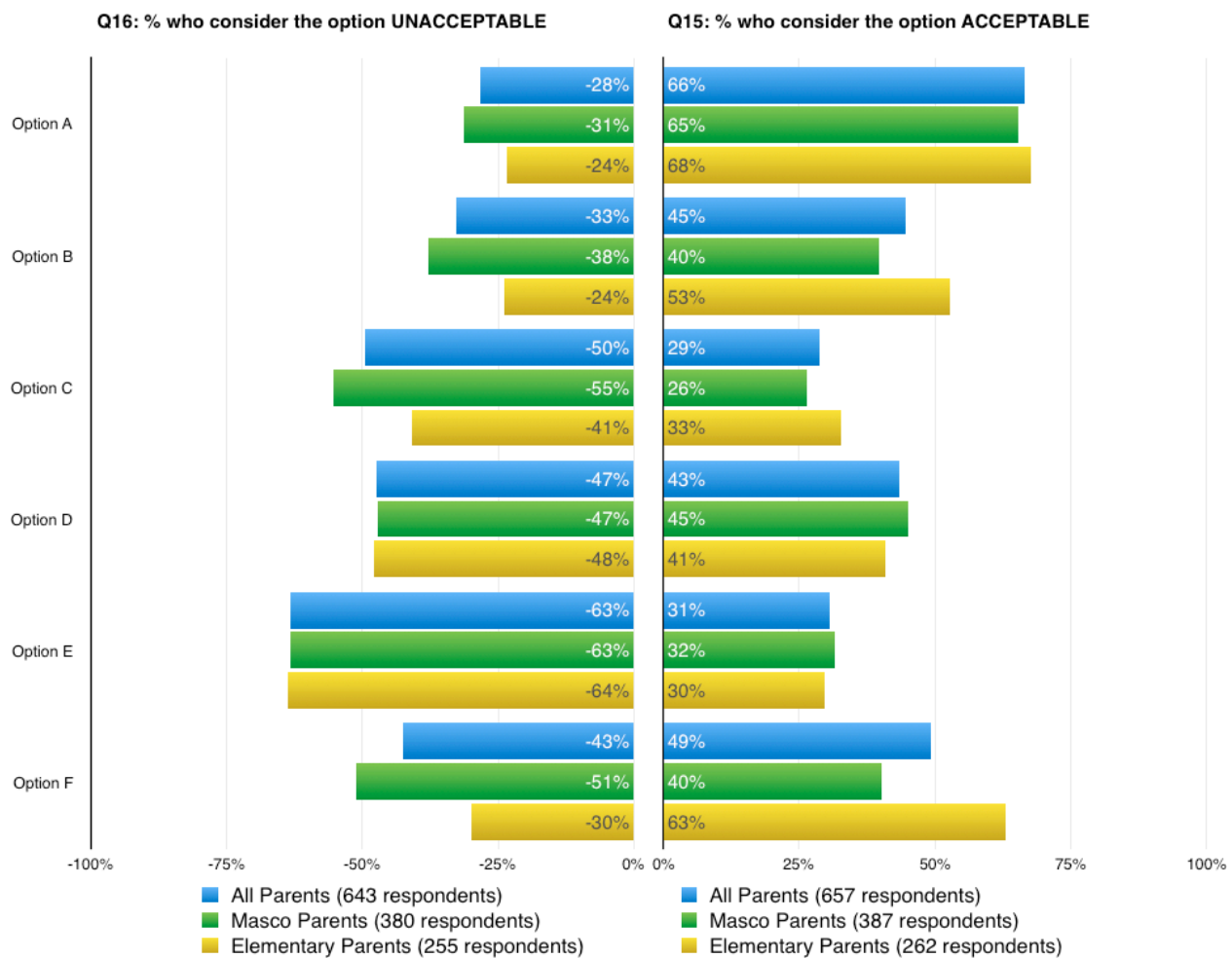
We asked respondents to select the options they considered acceptable and to select the options they considered unacceptable. The results show the % of respondents who considered an option acceptable (positive percentages) or unacceptable (negative percentages). For example, a 100% would mean that everyone agrees that the option is acceptable and a -100% would mean that everyone agrees the option is unacceptable.

Respondents identified as Parents, including both Elementary and Masconomet parents. Responses are broken down into All Parents, Masconomet Parents, and Elementary Parents. The number of respondents is shown in parenthesis.

The Options most acceptable to All parents are: A (66%), F (49%), B (45%), and D (43%).

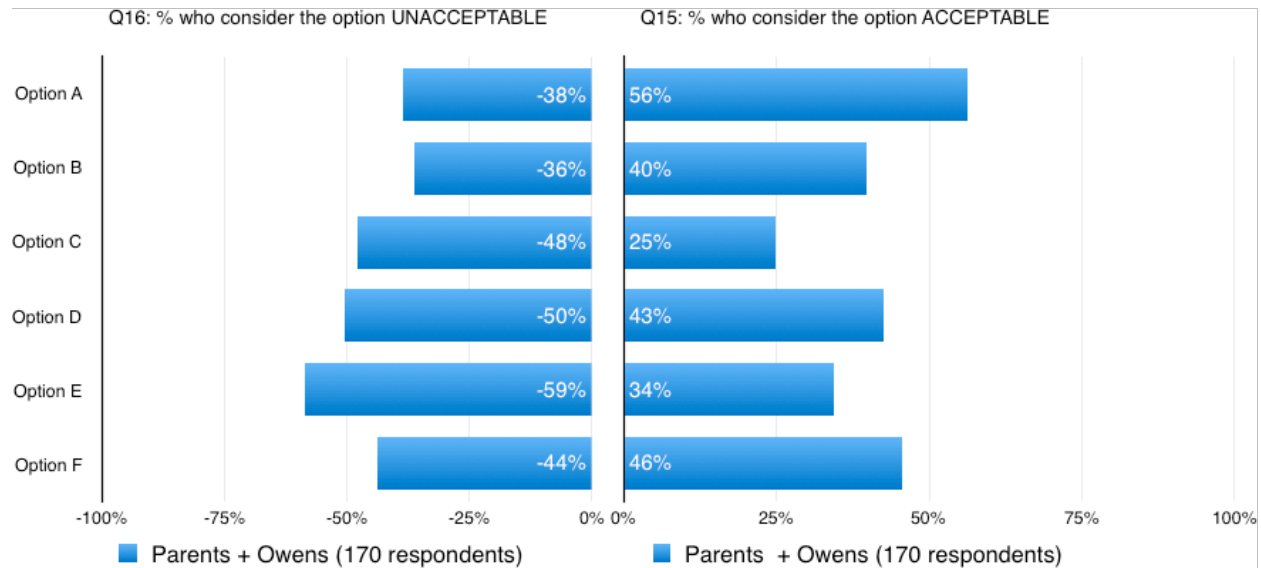
The Options most acceptable to Masconomet parents are: A (65%), D (45%), B and F (40%)

The Options most acceptable to Elementary parents are: A (68%), F (63%), B (53%), and D (41%)



Which Options are Acceptable and Unacceptable? (All Parents with Dr. Owens' talk)

These respondents are parents who also indicated that they watched all or most of Dr. Owen's talk on sleep science: in other words, parents who should understand the impact of start time on adolescent sleep.

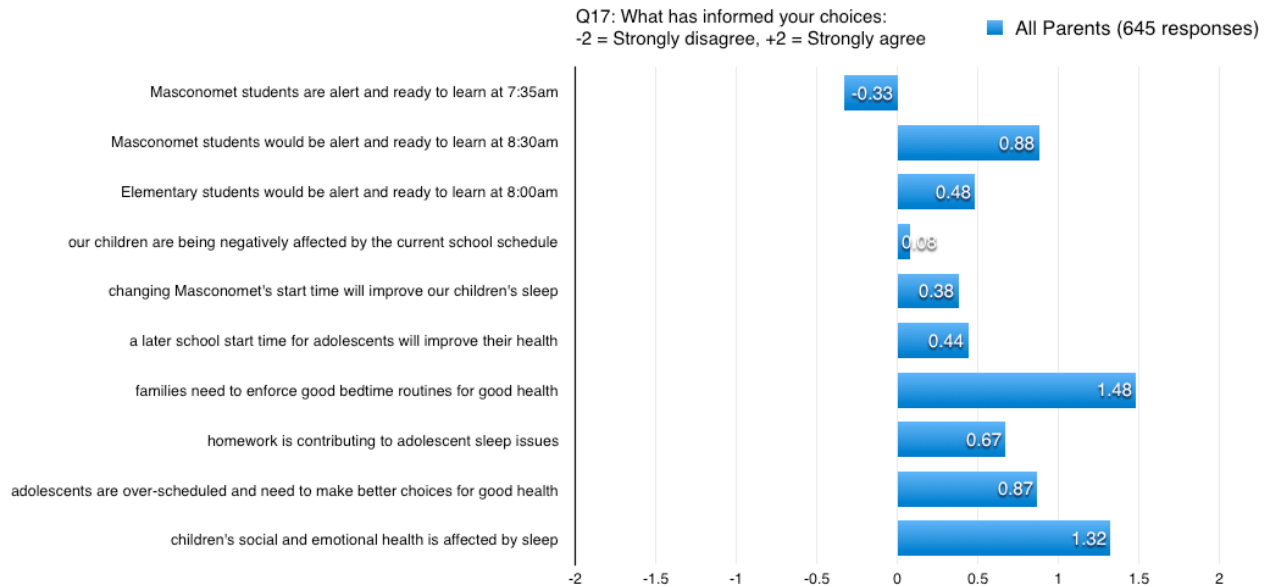


Q17: What has informed your choices

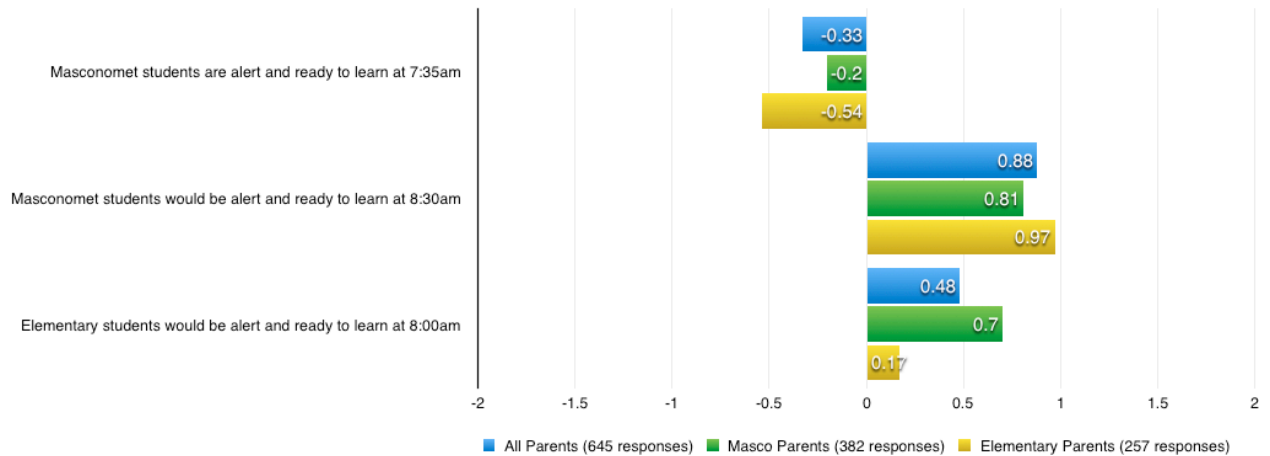
Respondents used a Likert scale to answer this question (Strongly disagree, Disagree, Neither, Agree, Strongly Agree). Responses are shown on a -2 (strongly disagree) to +2 (strongly agree) scale.

Respondents identified as Parents, including both Elementary and Masconomet parents.

Parents do not believe that Masconomet students are alert and ready to learn at 7:35am. There is good agreement (1.48) that families need to enforce good bedtime routines for good health.



Here is a further breakdown of the first three statements in this question, by Elementary Parents and Masconomet Parents.

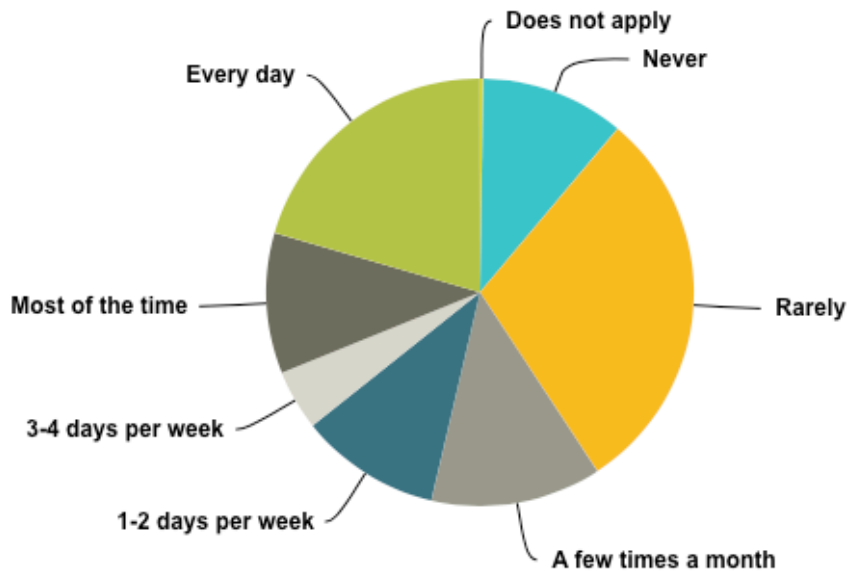


Q21-Q25 Extra questions for Masconomet parents

This question was only asked of parents who had children at Masconomet.

How often do you drive your Masconomet students to school, on average?

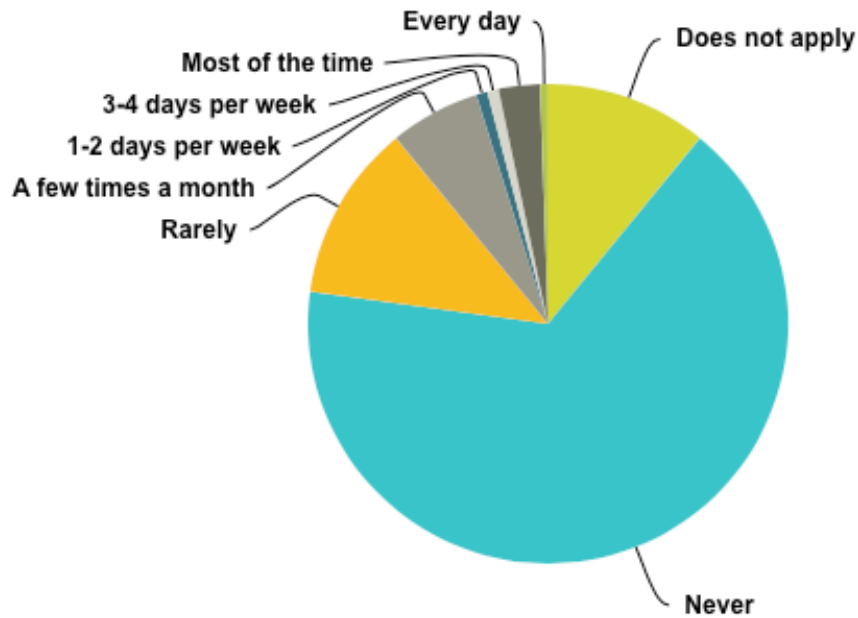
Answered: 395 Skipped: 276



Answer Choices	Responses	
Does not apply	0.25%	1
Never	10.89%	43
Rarely	29.62%	117
A few times a month	12.91%	51
1-2 days per week	10.63%	42
3-4 days per week	4.56%	18
Most of the time	10.63%	42
Every day	20.51%	81
Total		395

How often do you drive your Masconomet students to a bus stop other than your designated stop, on average?

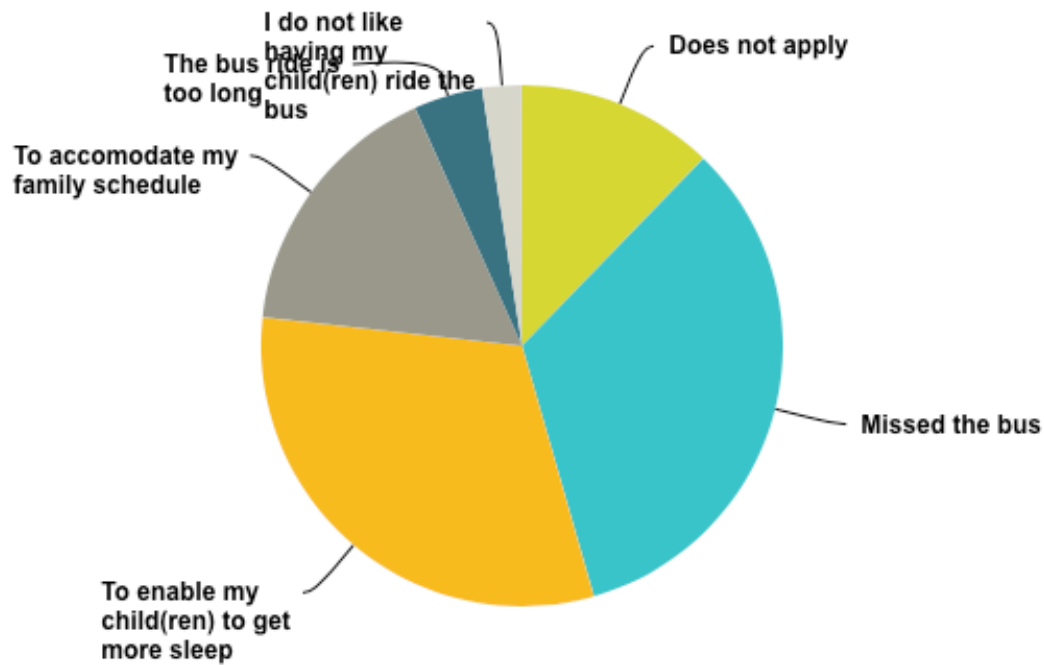
Answered: 394 Skipped: 277



Answer Choices	Responses
Does not apply	10.91% 43
Never	66.24% 261
Rarely	11.93% 47
A few times a month	6.09% 24
1-2 days per week	0.76% 3
3-4 days per week	0.76% 3
Most of the time	2.79% 11
Every day	0.51% 2
Total	394

When you drive your children to school, why do you drive them?

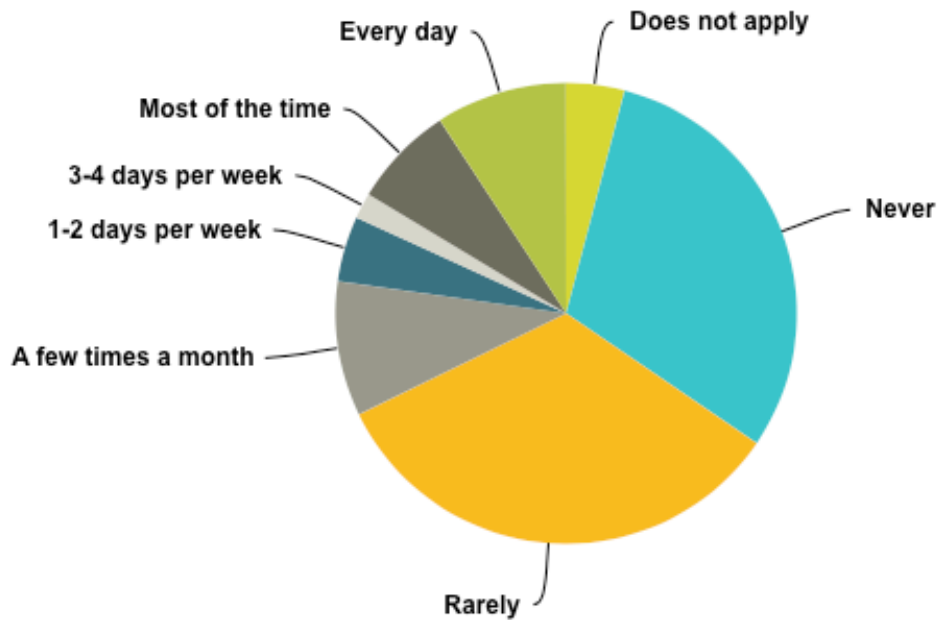
Answered: 327 Skipped: 344



Answer Choices	Responses	
Does not apply	12.23%	40
Missed the bus	33.33%	109
To enable my child(ren) to get more sleep	31.19%	102
To accomodate my family schedule	16.51%	54
The bus ride is too long	4.28%	14
I do not like having my child(ren) ride the bus	2.45%	8
Total	327	

If the start time at Masconomet was 8:30am, how often would you drive your Masconomet students to school?

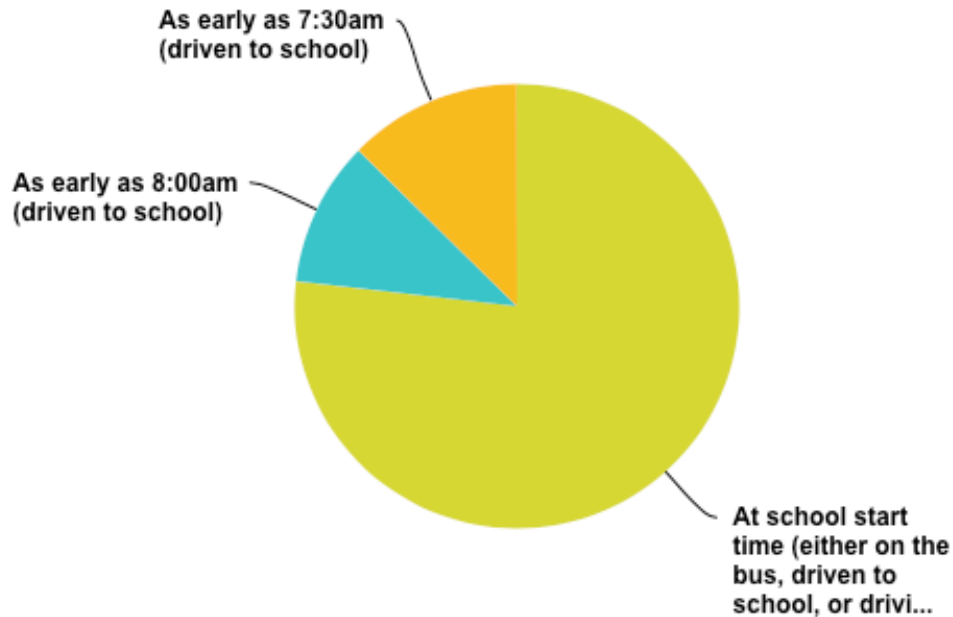
Answered: 391 Skipped: 280



Answer Choices	Responses
Does not apply	4.09% 16
Never	30.43% 119
Rarely	33.25% 130
A few times a month	9.46% 37
1-2 days per week	4.60% 18
3-4 days per week	1.79% 7
Most of the time	7.16% 28
Every day	9.21% 36
Total	391

If the start time at Masconomet was 8:30am, what time would your children arrive at Masconomet?

Answered: 388 Skipped: 283



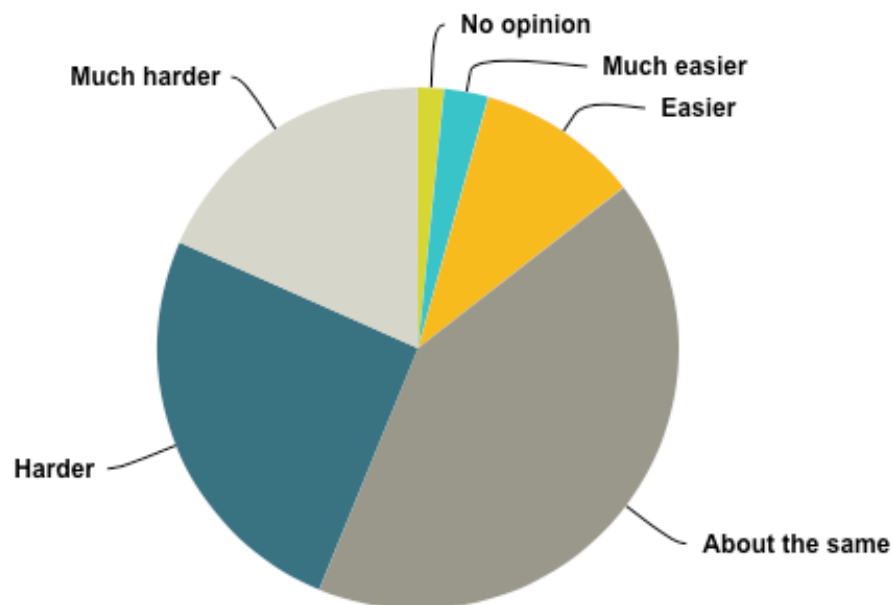
Answer Choices	Responses
At school start time (either on the bus, driven to school, or driving to school)	76.80% 298
As early as 8:00am (driven to school)	10.57% 41
As early as 7:30am (driven to school)	12.63% 49
Total	388

Q28-Q33: Extra questions for Elementary Parents

The following questions were only asked of parents who have children at the Tri Town Elementary schools. Unlike the definition of “elementary parent” in the rest of this survey, these parents may also have children at Masconomet. These questions focus on the effects on elementary children.

Do you feel an elementary school start as early as 8:00am, with dismissal at about 2:30pm would be easier, harder, or about the same for your elementary aged child(ren)?

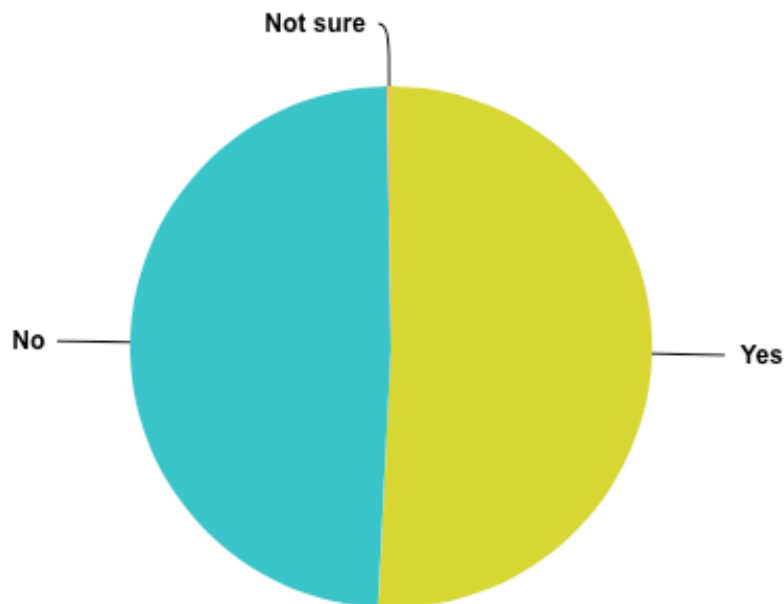
Answered: 436 Skipped: 235



Answer Choices	Responses	
No opinion	1.61%	7
Much easier	2.75%	12
Easier	10.09%	44
About the same	41.74%	182
Harder	25.46%	111
Much harder	18.35%	80
Total	436	

Does your child participate in any Elementary before school programs now (such as foreign language, BOKS, CLIC, or band)?

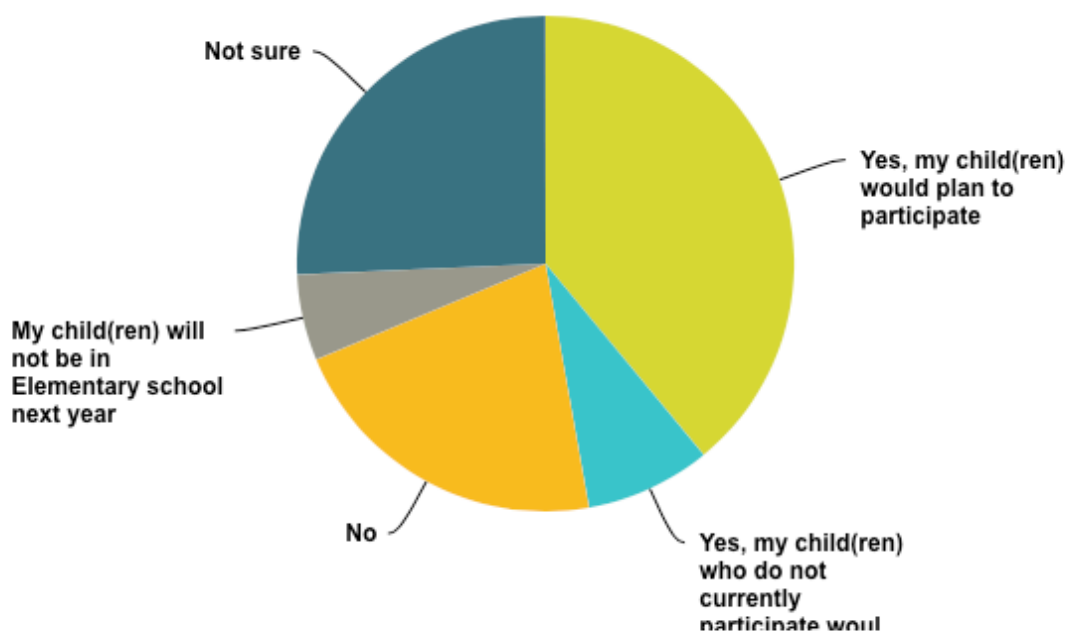
Answered: 435 Skipped: 236



Answer Choices	Responses	
Yes	50.80%	221
No	48.97%	213
Not sure	0.23%	1
Total	435	

If the Elementary schools were to start as early as 8:00am, with the existing before school programs (such as foreign language, BOKS, CLIC, and band) scheduled after school, ending at about the same time that school ends now, would your child(ren) plan to participate in these programs?

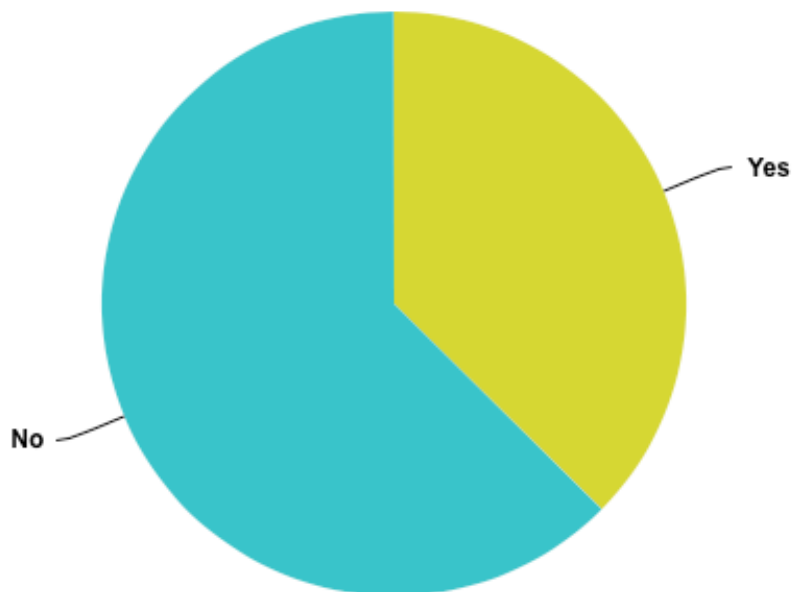
Answered: 428 Skipped: 243



Answer Choices	Responses
Yes, my child(ren) would plan to participate	39.02% 167
Yes, my child(ren) who do not currently participate would plan to participate	8.18% 35
No	21.50% 92
My child(ren) will not be in Elementary school next year	5.61% 24
Not sure	25.70% 110
Total	428

Do you currently require child care to care for one or more of your children outside of school hours?

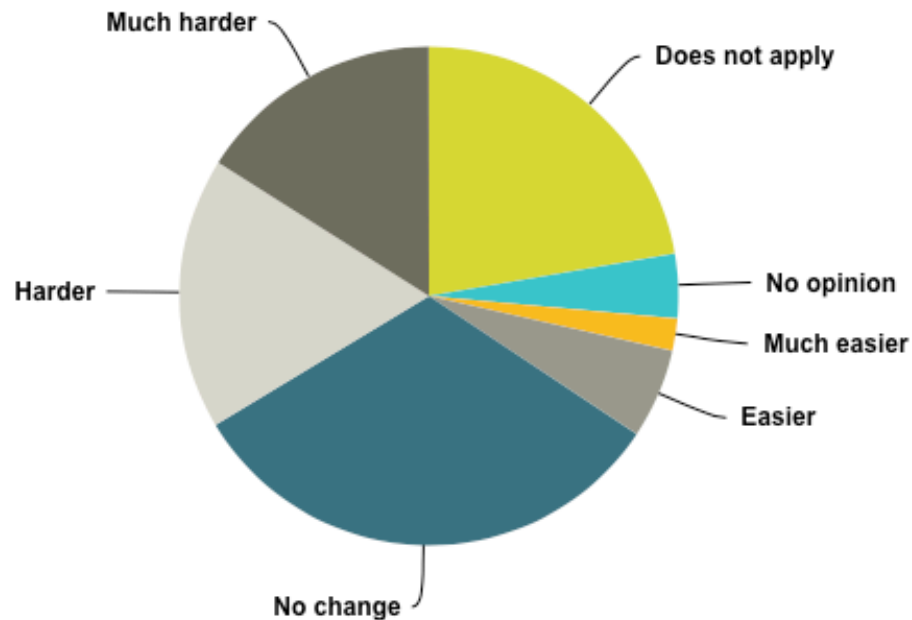
Answered: 433 Skipped: 238



Answer Choices	Responses	
Yes	37.41%	162
No	62.59%	271
Total		433

Today, if the elementary school started as early as 8:00am, with dismissal at about 2:30pm and an 8:30am start for Masconomet with dismissal at about 3:15pm, would that make it easier or more difficult for you to make child care arrangements for your children?

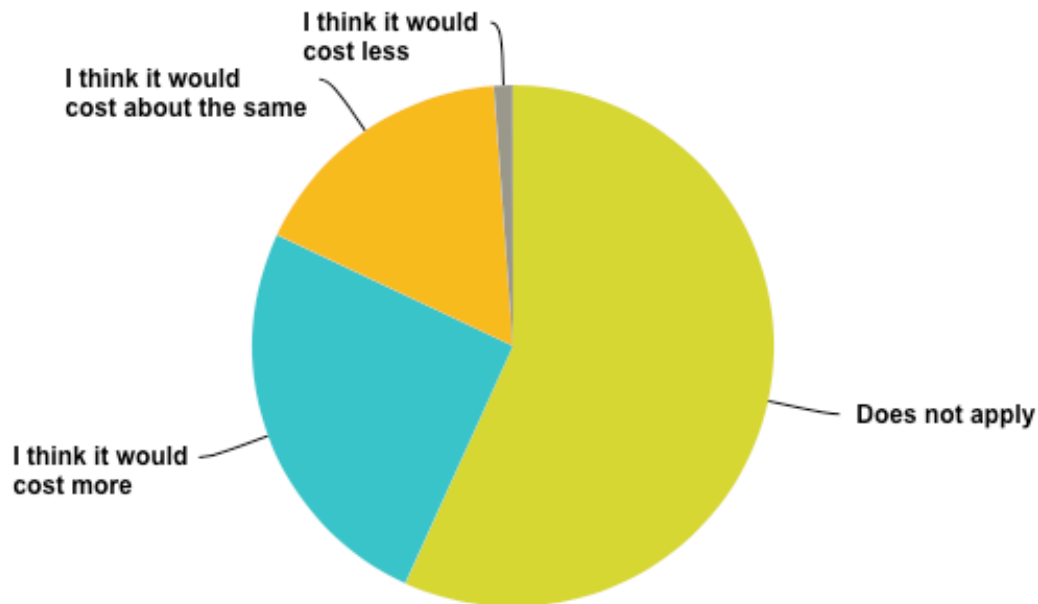
Answered: 431 Skipped: 240



Answer Choices	Responses
Does not apply	22.27% 96
No opinion	4.18% 18
Much easier	2.09% 9
Easier	5.80% 25
No change	32.02% 138
Harder	17.63% 76
Much harder	16.01% 69
Total	431

Today, if the elementary school started as early as 8:00am, with dismissal at about 2:30pm and an 8:30am start for Masconomet with dismissal at about 3:15pm, how would your child care costs be affected?

Answered: 428 Skipped: 243



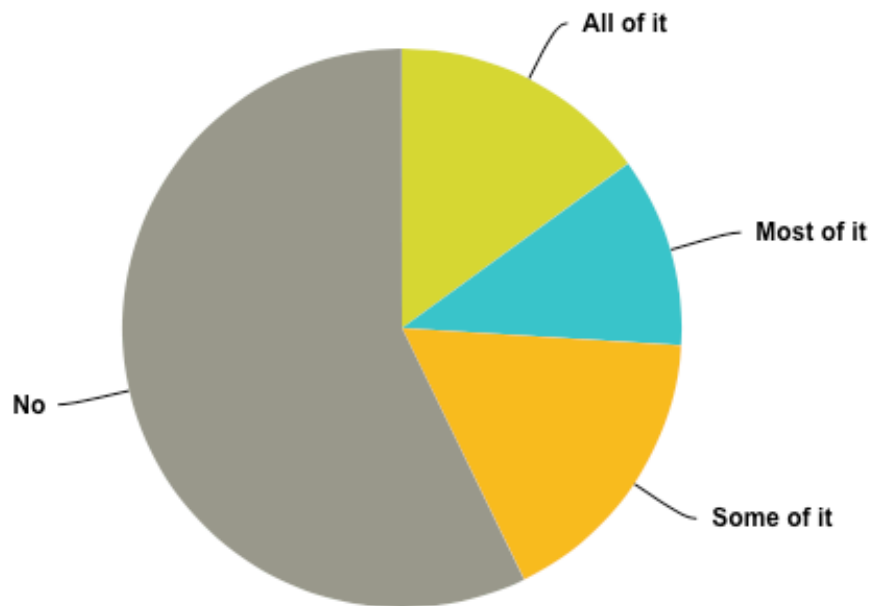
Answer Choices	Responses	
Does not apply	56.78%	243
I think it would cost more	25.23%	108
I think it would cost about the same	16.82%	72
I think it would cost less	1.17%	5
Total		428

Q41-44: Education Responses for Parents

At the end of the survey, we asked a number of Education questions, to judge whether or not the respondents were engaged in the materials provided to the community. These questions were asked of all respondents, though not all answered.

Did you attend, or have you watched the September 2016 presentation by sleep expert Dr. Judith Owens? (link opens in new window)

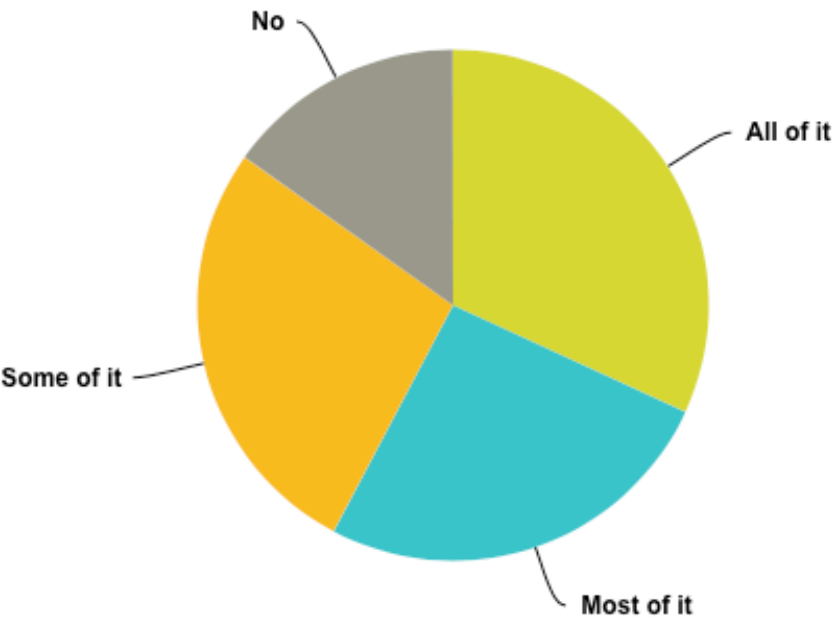
Answered: 654 Skipped: 17



Answer Choices	Responses	
All of it	14.98%	98
Most of it	11.01%	72
Some of it	16.82%	110
No	57.19%	374
Total		654

Have you read through the results of the sleep survey conducted by STAC in 2016? (link opens in new window)

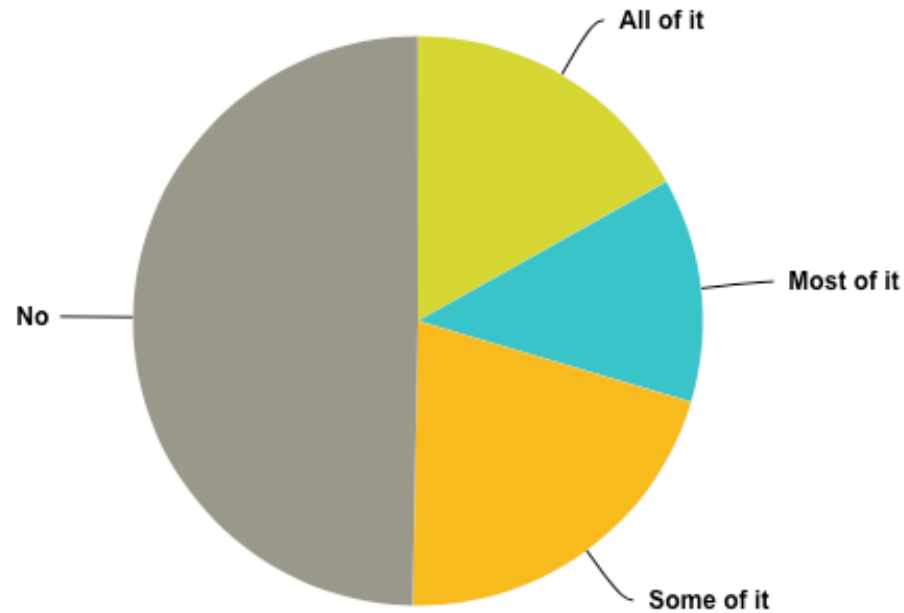
Answered: 653 Skipped: 18



Answer Choices	Responses
All of it	31.85%208
Most of it	25.88%169
Some of it	27.11%177
No	15.16%99
Total	653

Have you watched (or attended) the presentation of the 2016 sleep survey conducted by STAC? (link opens in new window)

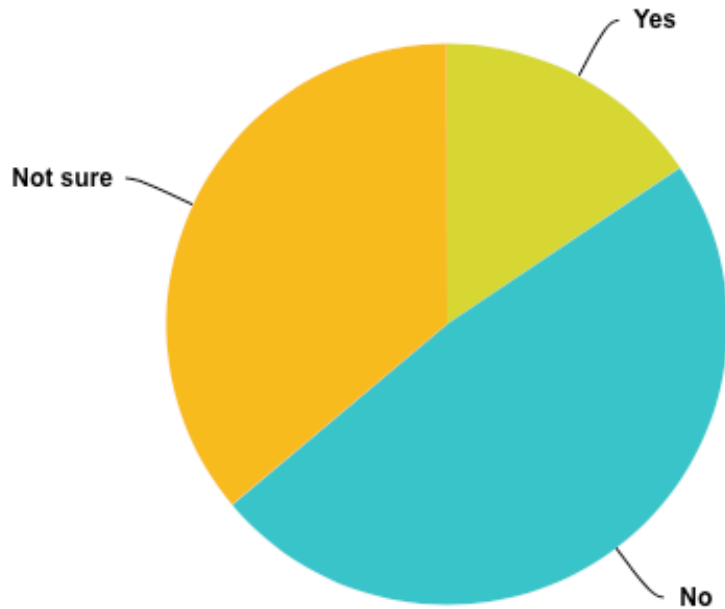
Answered: 652 Skipped: 19



Answer Choices	Responses	
▼ All of it	16.87%	110
▼ Most of it	12.73%	83
▼ Some of it	20.71%	135
▼ No	49.69%	324
Total		652

Have you attended or are you planning to attend the STAC Community Forum scheduled for March 16, 2017 in the Masconomet Library?

Answered: 648 Skipped: 23



Answer Choices	Responses	
Yes	15.59%	101
No	48.30%	313
Not sure	36.11%	234
Total	648	